

Health Datapalooza

Mini Summits IV: Payer - How States and Others
Are Using Medicare Data to Manage Populations

May 10, 2016



Myliia Christensen, Executive Director

About Us

- Independent, nonprofit organization, neutral, independent, multi-stakeholder collaboration
- Dedicated to improving the quality and affordability of health care in Oregon
- Celebrated our 15th anniversary



Q Corp Partnership



Q Corp Key Strategies

- **Leading Community Collaborations**

Q Corp will expand its unique role as an independent multi-stakeholder organization to lead community-based initiatives focused on improving the quality and affordability of health care in Oregon. This work includes convening stakeholders and experts around quality and cost issues, aligning efforts to address those issues and conceptualizing and instructing programs using unbiased data and analytics.

- **Providing Unbiased Quality and Utilization Information**

Q Corp will continue to build on its strength as an independent organization that brings stakeholders together to produce transparent data and analytics on health care quality and utilization in Oregon that are actionable by our community to improve health care.

- **Enhancing and Expanding Data and Analytics**

Q Corp will become a trusted community resource for unbiased health care information by expanding its capacity to produce data and analytics that address the rapidly changing state and federal environment.

Q Corp Leadership in National Initiatives

- Aligning Forces for Quality (Robert Wood Johnson Foundation)
- Chartered Value Exchange (Agency for Healthcare Research and Quality)
- Network for Regional Healthcare Improvement (NRHI)
- CMS Qualified Entity – one of first three recognized in the country

NRHI: Leading Regional Health Improvement Collaboratives

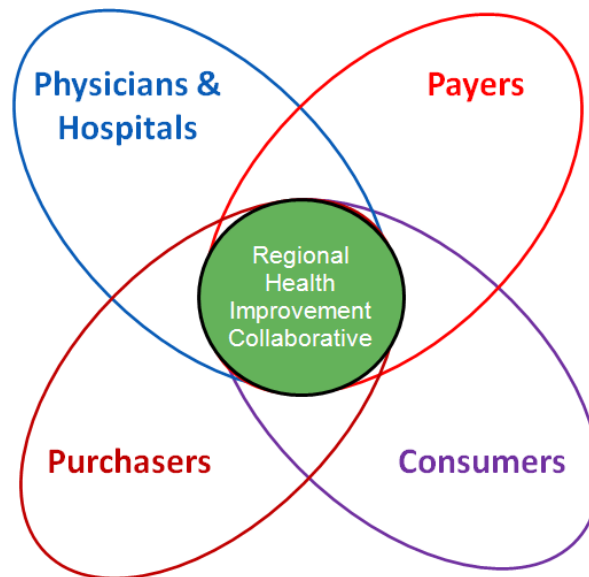


www.NRHI.org

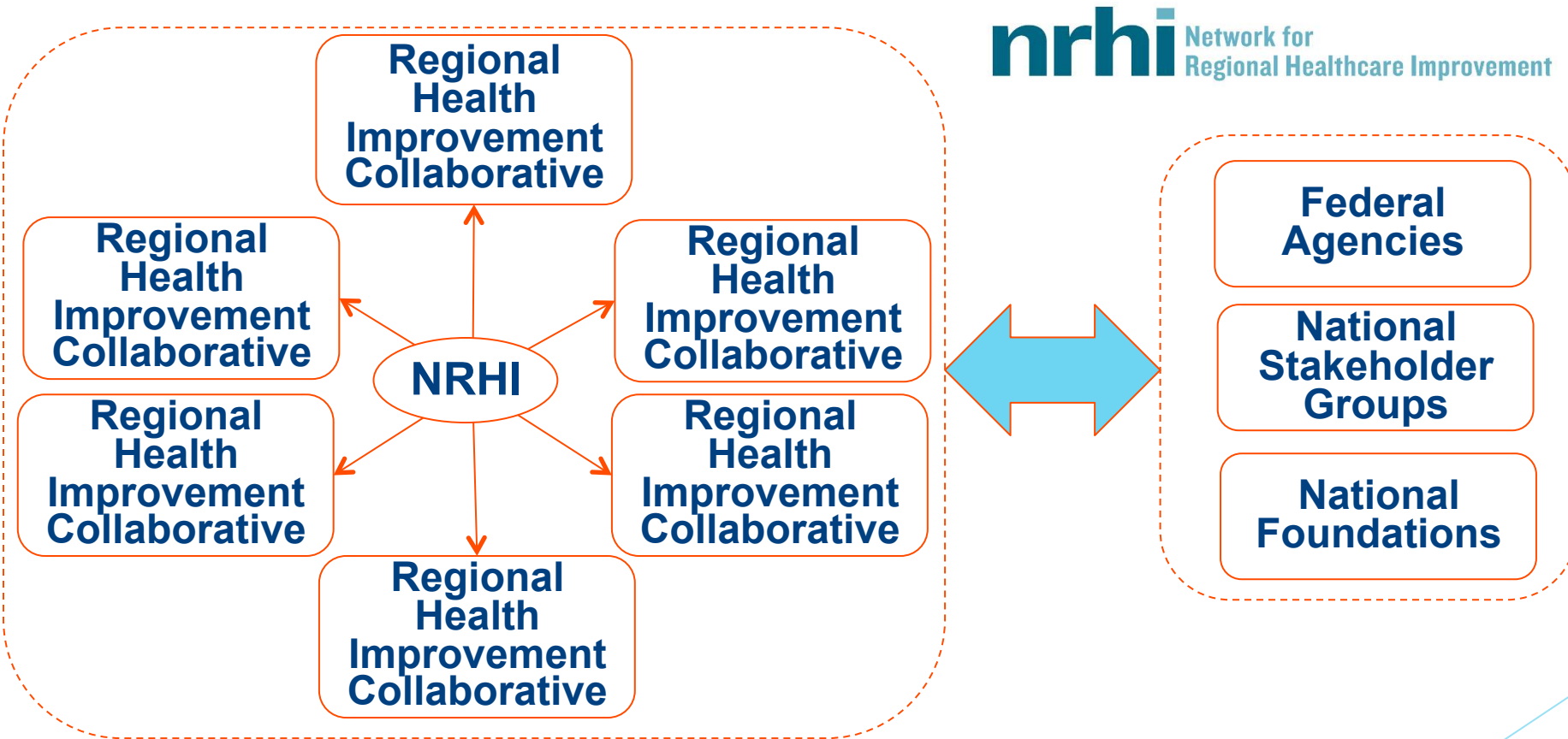
Aligning Forces for Quality – South Central PA	Health Insight New Mexico	Kansas City Quality Improvement Consortium	Minnesota Community Measurement	Washington Health Alliance
Alliance for Health	Health Insight Nevada	Kentuckiana Health Collaborative	North Texas Accountable Healthcare Partnership	Wisconsin Collaborative for Healthcare Quality
Better Health Partnership	Health Insight Utah	Louisiana Health Care Quality Forum	New Jersey Health Care Quality Institute	Wisconsin Health Information Organization
California Quality Collaborative	HealtheConnections	Maine Health Management Coalition	Oregon Health Care Quality Corporation	
Center for Improving Value in Health Care (Colorado)	Healthcare Collaborative of Greater Columbus	Maine Quality Counts	Pacific Business Group on Health	
Common Table Health Alliance	Institute for Clinical Systems Improvement	Massachusetts Health Quality Partners	P ² Collaborative of Western New York	
Finger Lakes Health Systems Agency	Integrated Healthcare Association	Michigan Center for Clinical Systems Improvement	Pittsburgh Regional Health Initiative	
Greater Detroit Area Health Council	Iowa Healthcare Collaborative	Midwest Health Initiative	The Health Collaborative	

What is a *Regional Health Improvement Collaborative (RHIC)*?

- **Nonprofit** organization working to improve healthcare **quality and value** in a **specific geographic region** through a **collaborative effort of all healthcare stakeholders**
 - Providers
 - Purchasers
 - Payers
 - Patients

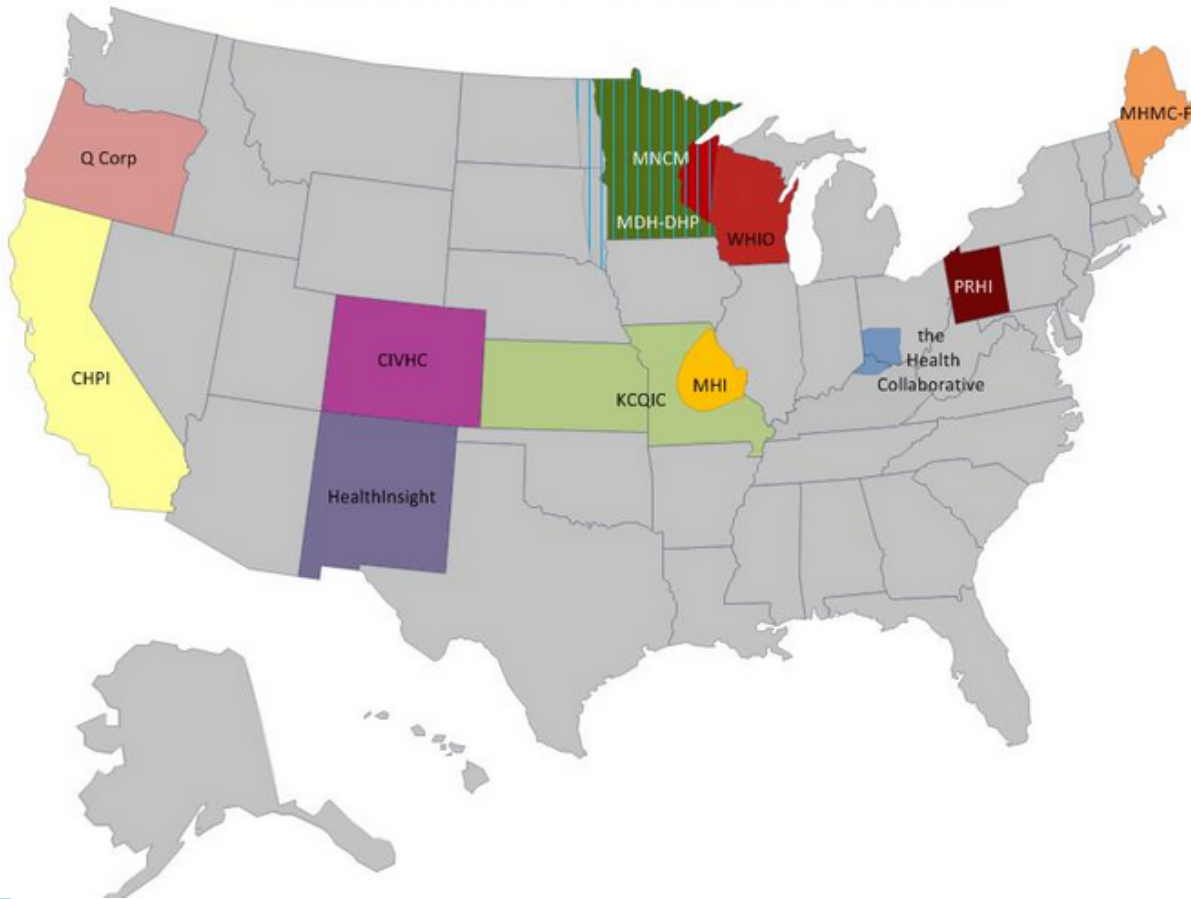


...and Work Collaboratively With Federal/National Organizations



NRHI Members 11 of 13 Qualified Entities

CERTIFIED QUALIFIED ENTITIES



KEY

- Oregon Health Care Quality Corporation (Q Corp)
- Health Improvement Collaborative of Greater Cincinnati (the Health Collaborative)
- Kansas City Quality Improvement Consortium (KCQIC)
- Maine Health Management Coalition Foundation (MHMC-F)
- HealthInsight
- California Healthcare Performance Information System (CHPI)
- Pittsburgh Regional Health Initiative (PRHI)
- Minnesota Community Measurement (MNCM)
- Minnesota Department of Health, Division of Health Policy (MDH-DHP)
- Center for Improving Value in Health Care (CIVHC)
- Wisconsin Health Information Organization (WHIO)
- Midwest Health Initiative (MHI)

Q Corp Voluntary Claims Data Collaborative : 2006-2015

- 3.5 million unique Oregonians captured in claims 600+ million medical and pharmacy claims records
- All providers in the directory are eligible to receive quality reports with patient-level information for follow-up

Claims Data Summary: 2006-2015

- 84% Fully Insured Commercial population
- 33% Self Insured Commercial population
- 100% Medicaid population
- 90% Medicare
 - CMS “Qualified Entity” – Incorporated Medicare FFS Data Spring 2014

Information for a Healthy Oregon



Statewide Report on Health Care Quality 2015

This report reflects

Data for the current measurement year

July 2013 to June 2014

**2.7 million
Oregonians**

3,395
practicing primary
care providers

78%

of all claims for fully insured
**Commercial,
Medicare and
Medicaid plans**

from
**16 data
suppliers**

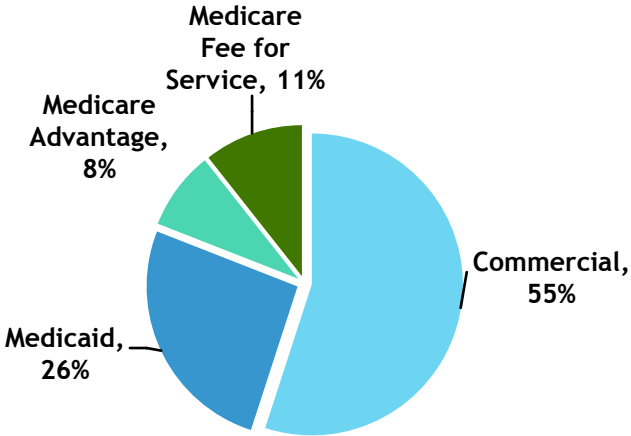
Public Reports: Q Corp Consumer Friendly Website

- ▶ Improve health care quality in Oregon by providing information to help stakeholders make informed decisions.
- ▶ Primary care measures include:
 - Diabetes Care
 - Asthma Care
 - Heart Disease Care
 - Women's Preventive Care
 - Pediatric Care
 - Use of Generic Drugs
 - Appropriate Use of Services (low back pain imaging, strep tests for sore throats)

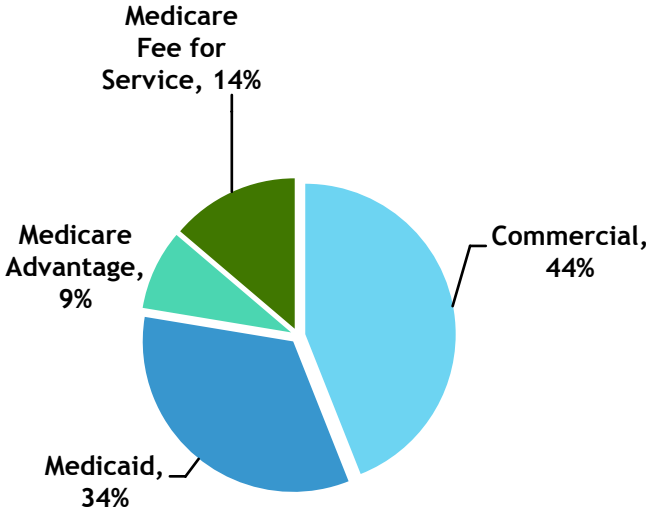
The screenshot displays the 'Compare Doctors' interface on the Oregon Health Care Quality Corporation website. The page is titled 'COMPARE DOCTORS' OFFICES' and features a navigation menu at the top with options like 'About', 'Our Work', 'Reports', 'Resources', 'News', and 'Calendar'. A search bar is located in the top right corner. Below the navigation, there are several filter buttons for different areas of care: 'Women's Health', 'Children's Health', 'Diabetes Care', 'Asthma Care', 'Heart Disease Care', 'Low Back Pain Care', 'Using Antibiotics', and 'Using Generic Drugs'. A 'View scores for a doctor's office or provider' button is also present. The page is currently filtered for 'Women's Health'. A section titled 'Women's Health' provides introductory text and a 'Tips for Women's Health' button. Below this, there is a table with columns for 'Clinic Name', 'Mammogram', 'Pap test', and 'Chlamydia test'. The table shows two clinics: 'Kaiser Division Medical Office' and 'Kaiser Interstate Medical Office East', both of which are rated 'Better' for all three measures. The 'Mammogram' column includes the text 'Testing for breast cancer using mammograms', 'Pap test' includes 'Testing for cervical cancer using a Pap smear test', and 'Chlamydia test' includes 'Testing for chlamydia infection which can lead to infertility'. A legend at the bottom left explains the 'Better' rating, and a 'Sort by' dropdown is set to 'Score'.

Oregon Medicare Fee for Service Enrollment

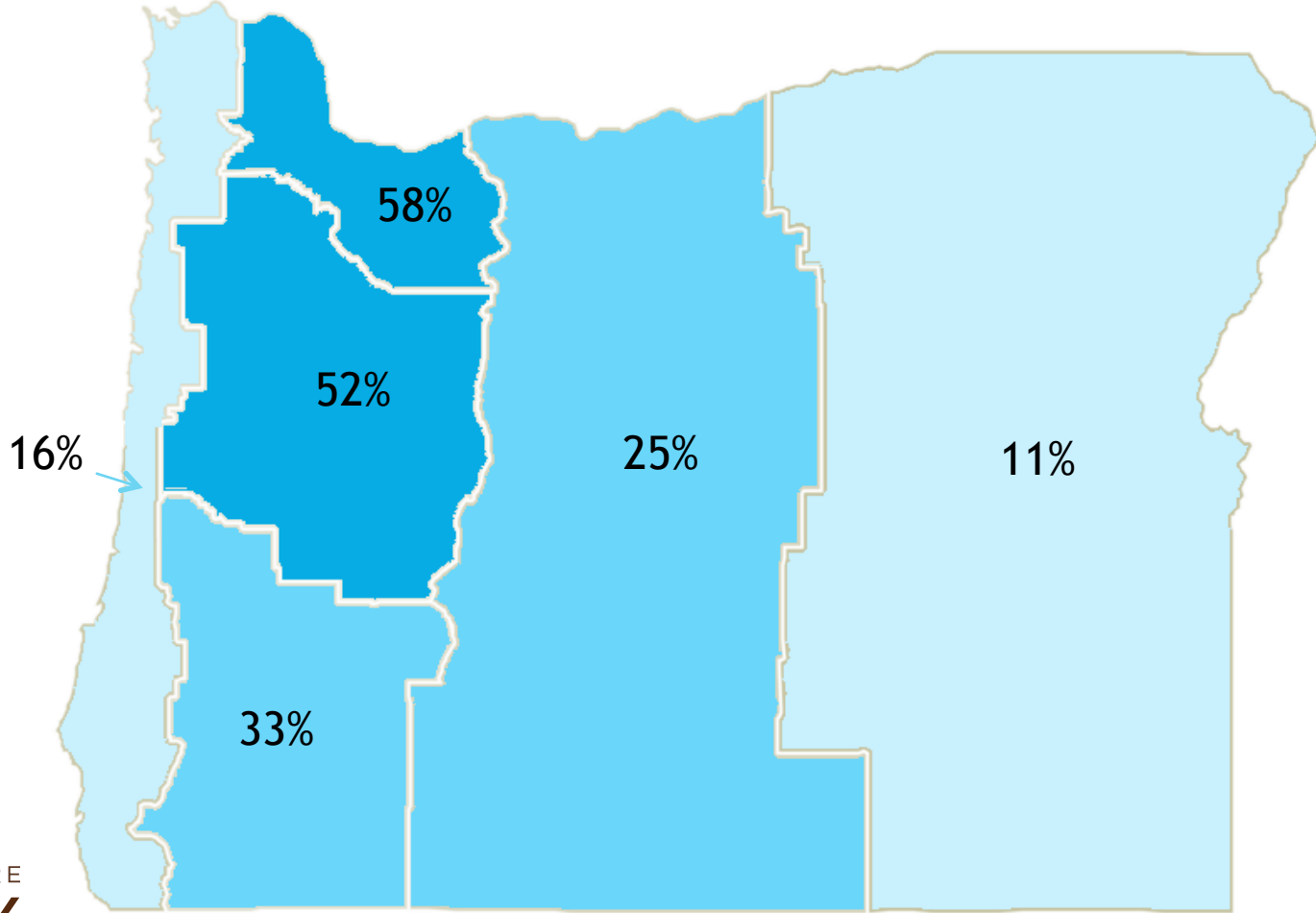
Oregon Insured Lives as of 12/31/15



Q Corp Data as of 12/31/15

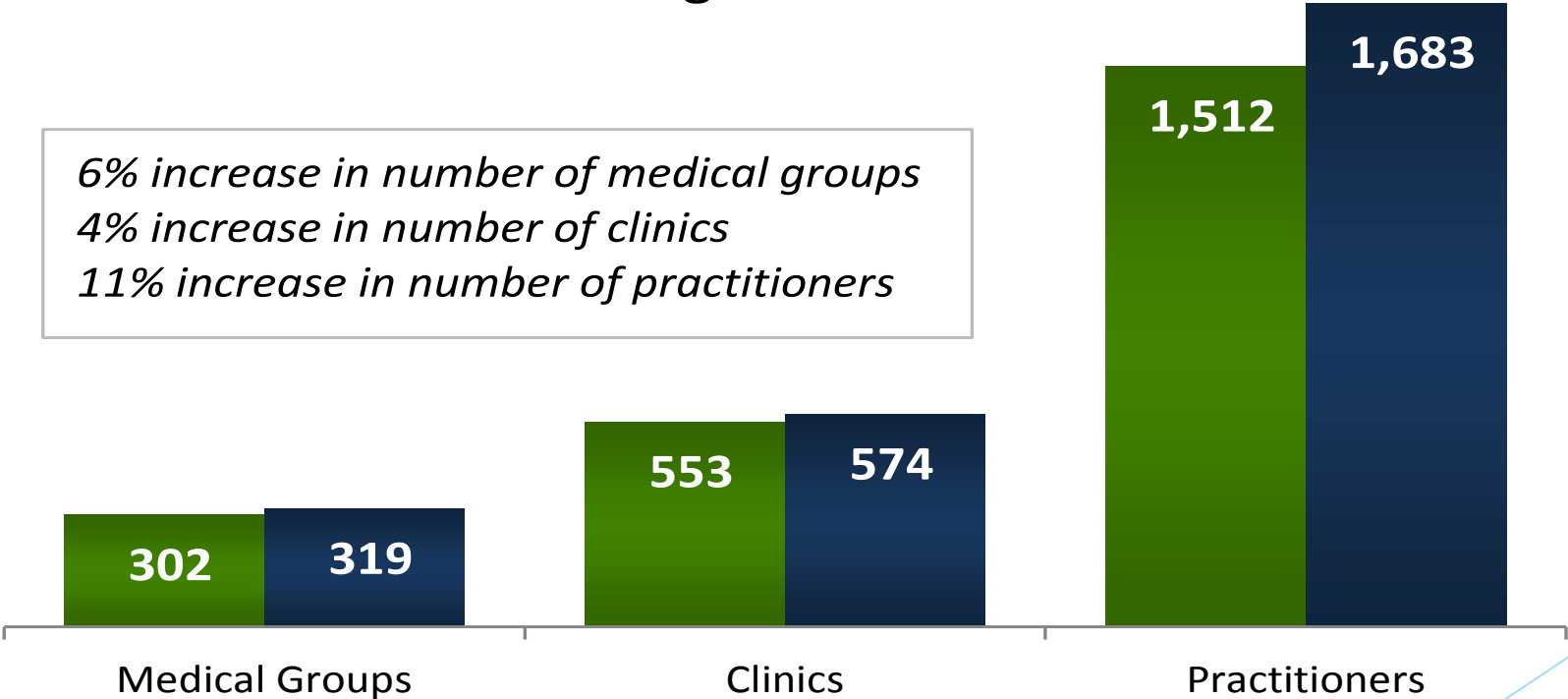


Oregon Medicare Advantage Penetration as of 12/31/15



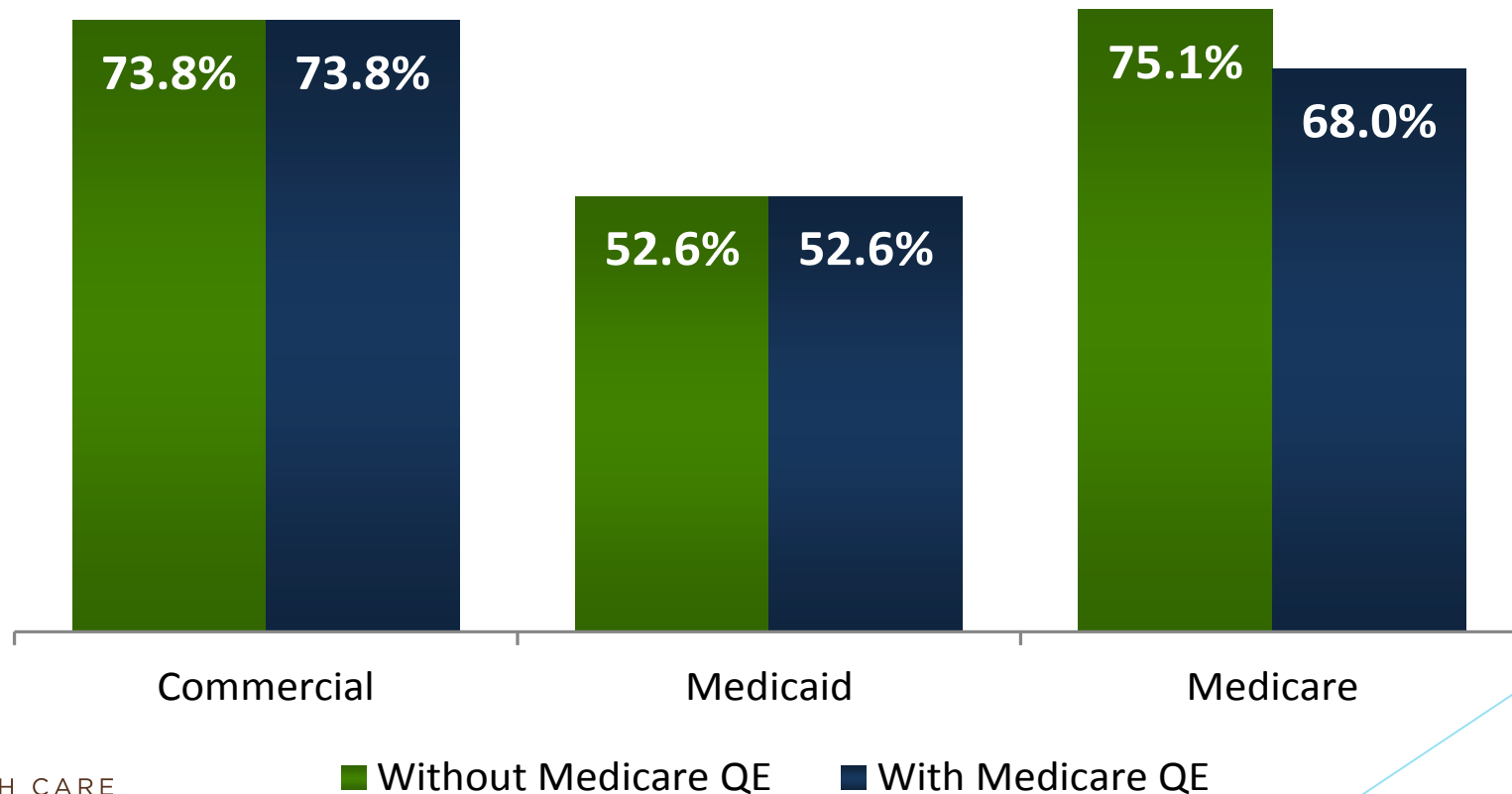
Increased Number of Providers Receiving Reports

Number of Providers Meeting Report Threshold Diabetes HbA1C Screenings



Medicare Fee for Service members are a distinct demographic

Breast Cancer Screenings By Payer Type



Opportunities for Value Based Purchasing

- Ability to “see” entire population during multiple regional and national transformation efforts
- Quality improvement activities at practice level – sense making
- Total Cost of Care measure inclusion
- Payment Reform - quality, utilization, cost data

Questions?

Contact information:

Myliia Christensen, Executive Director

Oregon Health Care Quality Corporation

mylia.christensen@q-corp.org

