

REFORMING STATES GROUP FALL MEETING • NOVEMBER 2018



Alabama

STATE OVERVIEW

Alabama United States

Total Population, 2017

4,874,747

325,719,178

Median Age, 2017

39

38

Population Living in Rural Areas, 2010

41%

19%

4th Graders at or above Proficient Reading Level, 2017

31%

35%

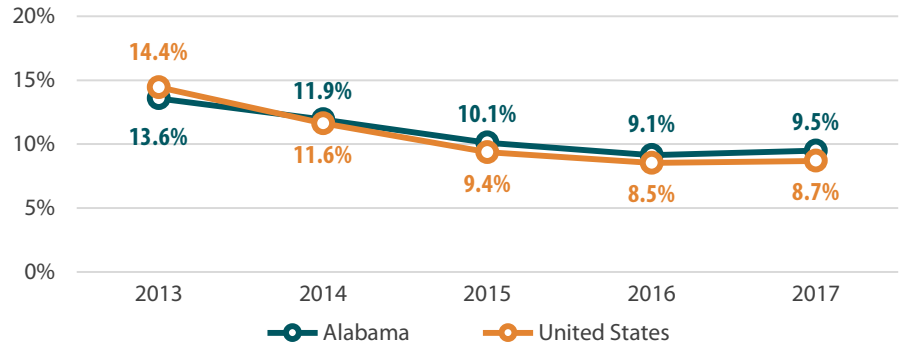
High School Graduation Rate, 2016

87%

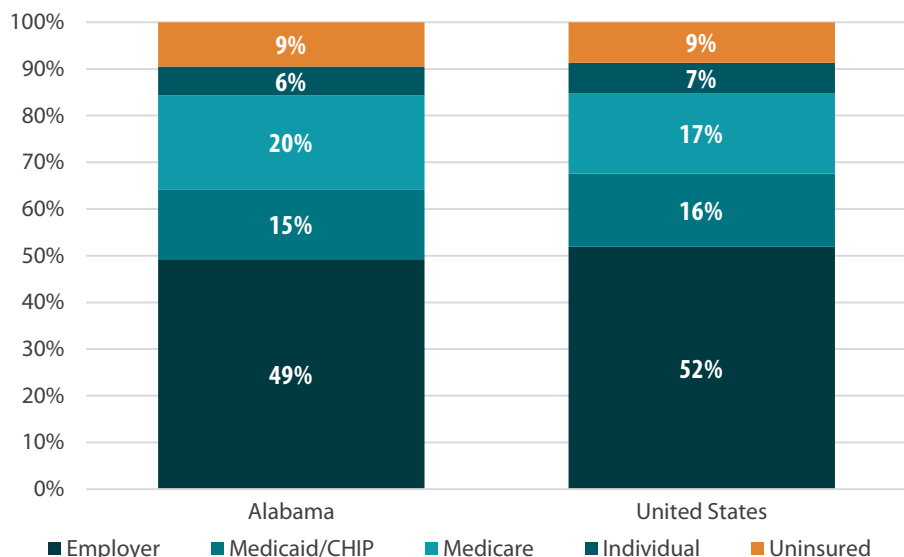
84%

INSURANCE COVERAGE

Uninsurance Rate, 2013-2017



Primary Source of Coverage, 2017



STATE HEALTH SPENDING

Health Care Expenditures per Capita, 2014

\$7,281

\$8,045

Public Health Funding per Capita, 2016

\$60

\$42

ECONOMIC INDICATORS

Households Receiving SNAP Benefits or Cash Assistance, 2017

12%

7%

Households with Unaffordable Rents, 2017

43%

47%

Population Below Poverty Level, 2017

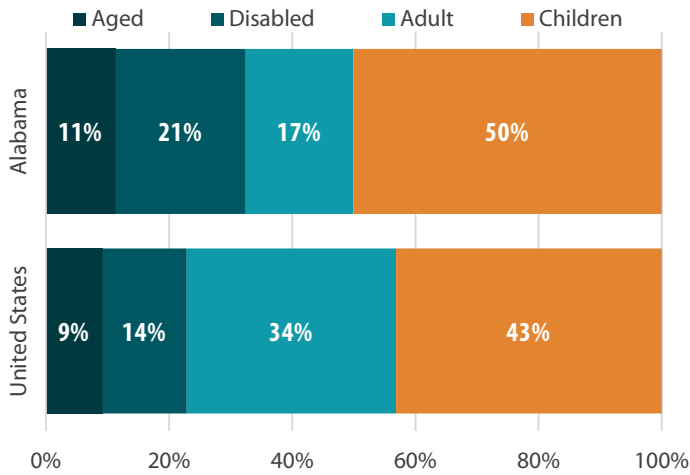
17%

13%

Alabama

MEDICAID

Medicaid Enrollees by Enrollment Group, 2014*



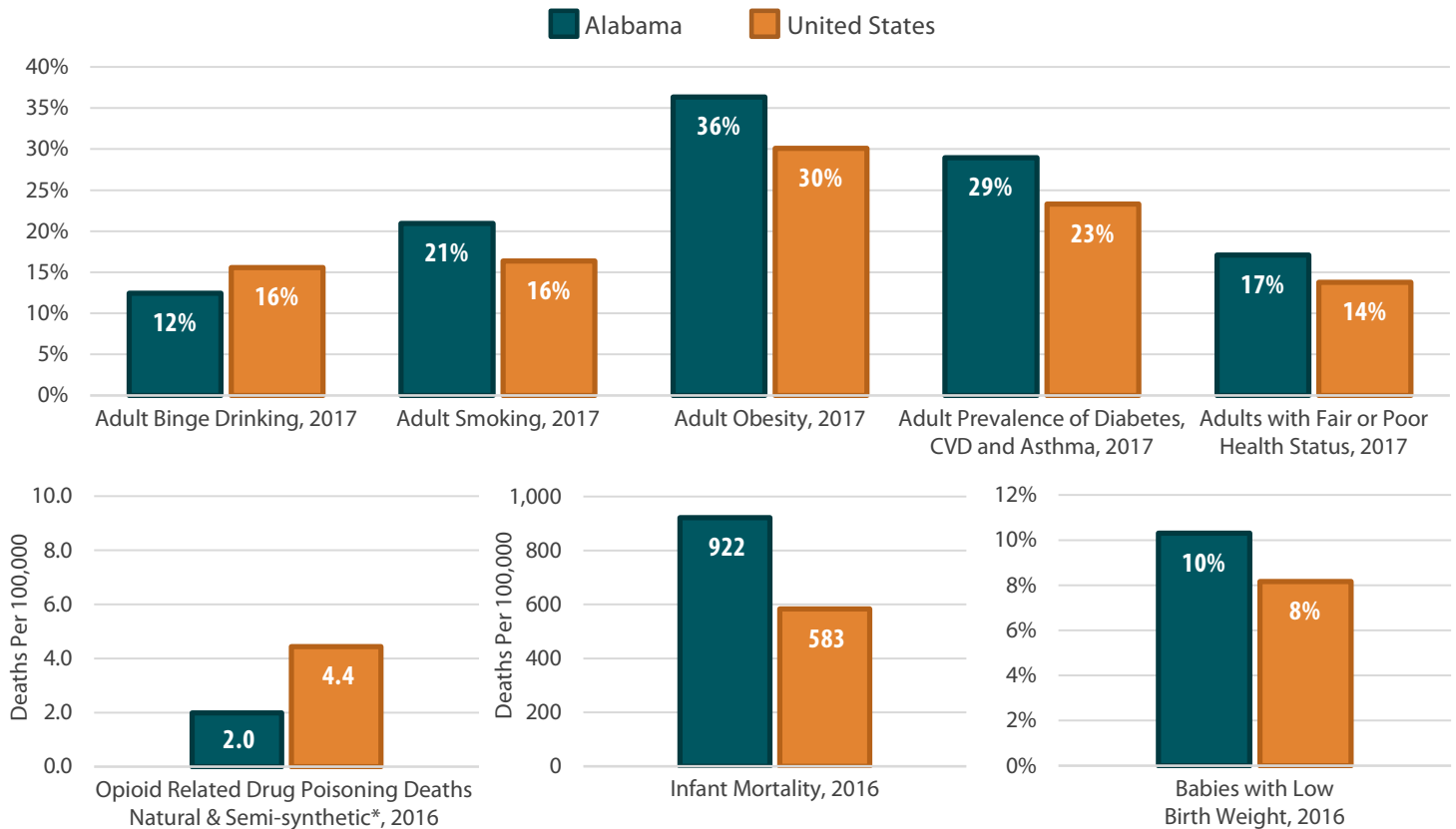
* Percentages may not add to 100% due to rounding.

Medicaid Eligibility and Spending

Indicator	Alabama	United States
Medicaid Expansion Status	Not Adopted	Adopted: 34 states Not Adopted: 17 states
Current Eligibility Threshold: Parents in a Family of Three	18% FPL	138% FPL (U.S. Median Value)
Current Eligibility Threshold: Childless Adults	0% FPL	138% FPL (U.S. Median Value)
Medicaid Spending per Capita, 2017	\$1,190	\$1,834
Average Annual Medicaid Spending Growth, 2010-2014	2.5%	5.2%

KEY HEALTH INDICATORS

Health Behavior and Status Measures



* Natural and semi-synthetic opioid type are prescription pain medicines.