

REFORMING STATES GROUP FALL MEETING • NOVEMBER 2018



California

STATE OVERVIEW

California United States

Total Population, 2017

39,536,653

325,719,178

Median Age, 2017

37

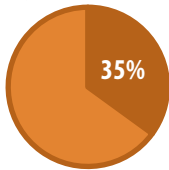
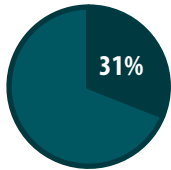
38

Population Living in Rural Areas, 2010

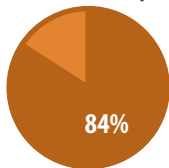
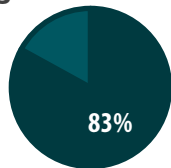
5%

19%

4th Graders at or above Proficient Reading Level, 2017

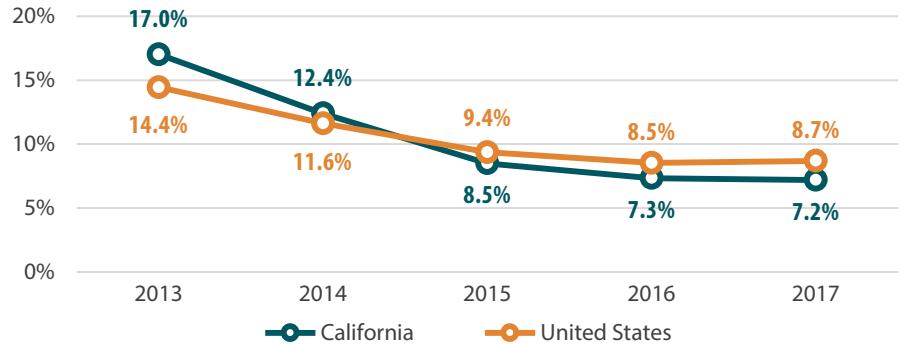


High School Graduation Rate, 2016

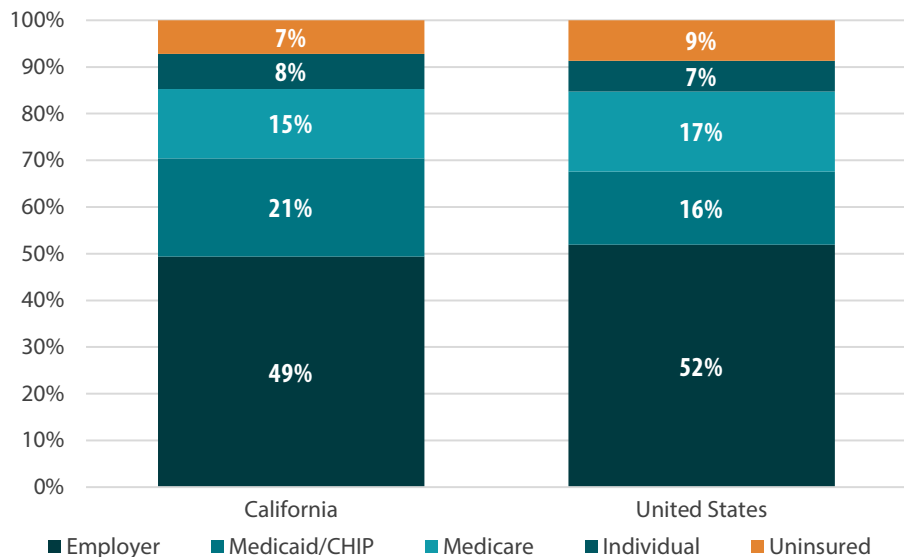


INSURANCE COVERAGE

Uninsurance Rate, 2013-2017

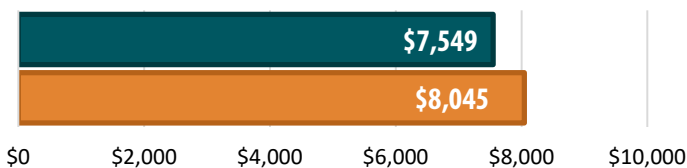


Primary Source of Coverage, 2017



STATE HEALTH SPENDING

Health Care Expenditures per Capita, 2014

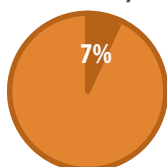
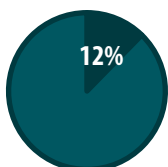


Public Health Funding per Capita, 2016

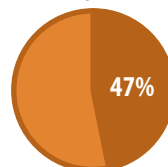
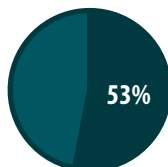


ECONOMIC INDICATORS

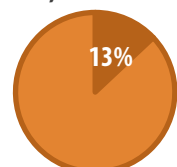
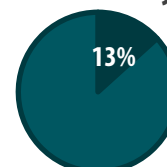
Households Receiving SNAP Benefits or Cash Assistance, 2017



Households with Unaffordable Rents, 2017



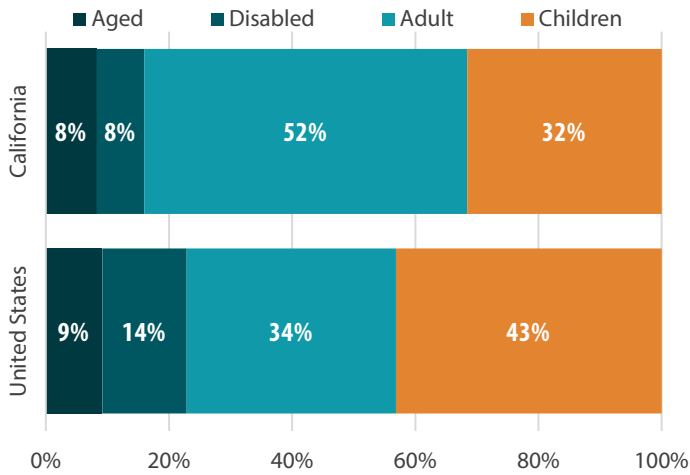
Population Below Poverty Level, 2017



California

MEDICAID

Medicaid Enrollees by Enrollment Group, 2014*



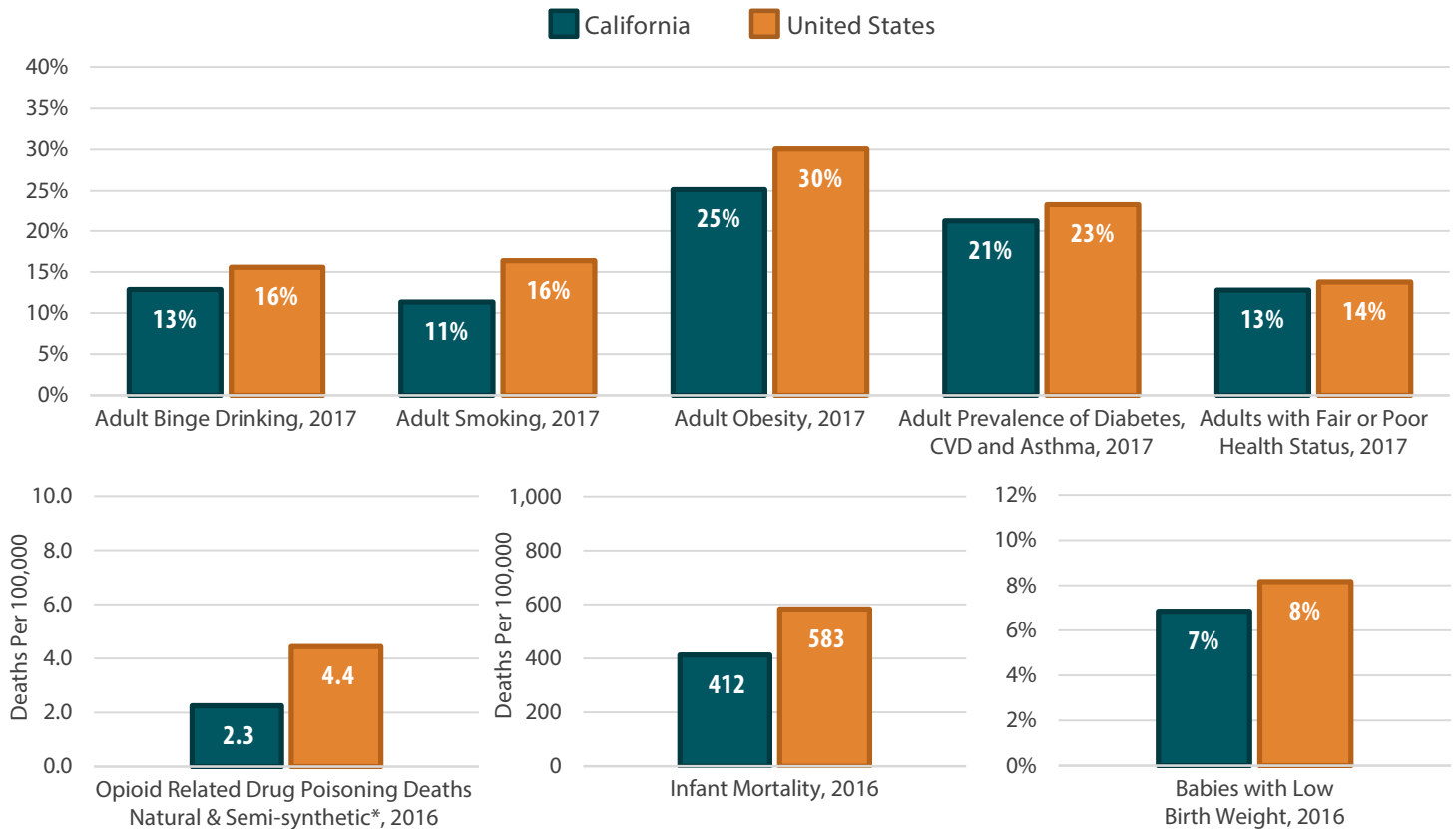
* Percentages may not add to 100% due to rounding.

Medicaid Eligibility and Spending

Indicator	California	United States
Medicaid Expansion Status	Adopted	Adopted: 34 states Not Adopted: 17 states
Current Eligibility Threshold: Parents in a Family of Three	138% FPL	138% FPL (U.S. Median Value)
Current Eligibility Threshold: Childless Adults	138% FPL	138% FPL (U.S. Median Value)
Medicaid Spending per Capita, 2017	\$2,234	\$1,834
Average Annual Medicaid Spending Growth, 2010-2014	11.0%	5.2%

KEY HEALTH INDICATORS

Health Behavior and Status Measures



* Natural and semi-synthetic opioid type are prescription pain medicines.