

# REFORMING STATES GROUP

## FALL MEETING • NOVEMBER 2018



### Colorado

#### STATE OVERVIEW

Colorado United States

##### Total Population, 2017

5,607,154

325,719,178

##### Median Age, 2017

37

38

##### Population Living in Rural Areas, 2010

14%

19%

##### 4th Graders at or above Proficient Reading Level, 2017

40%

35%

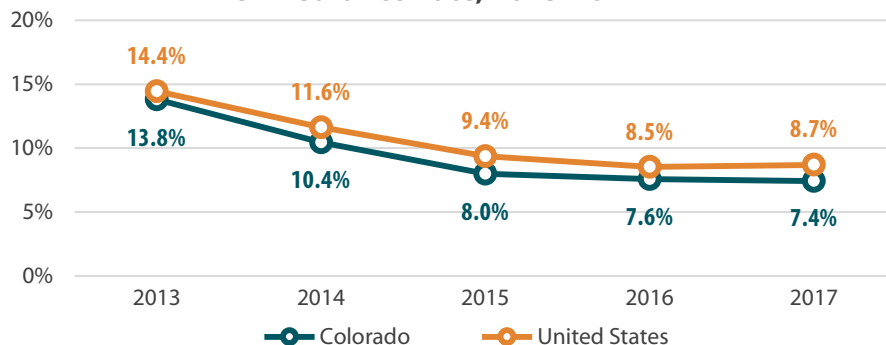
##### High School Graduation Rate, 2016

79%

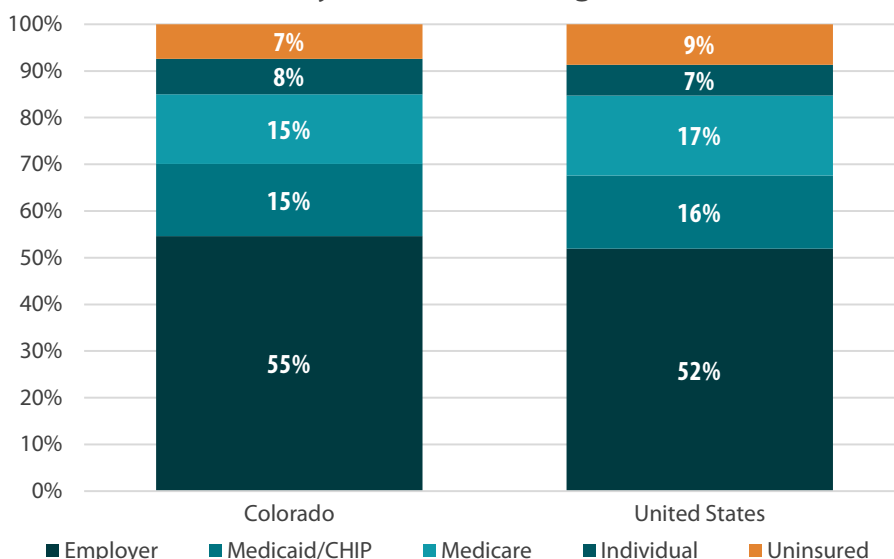
84%

#### INSURANCE COVERAGE

##### Uninsurance Rate, 2013-2017



##### Primary Source of Coverage, 2017



#### STATE HEALTH SPENDING

##### Health Care Expenditures per Capita, 2014

\$6,804

\$8,045

##### Public Health Funding per Capita, 2016

\$45

\$42

#### ECONOMIC INDICATORS

##### Households Receiving SNAP Benefits or Cash Assistance, 2017

10%

7%

##### Households with Unaffordable Rents, 2017

49%

47%

##### Population Below Poverty Level, 2017

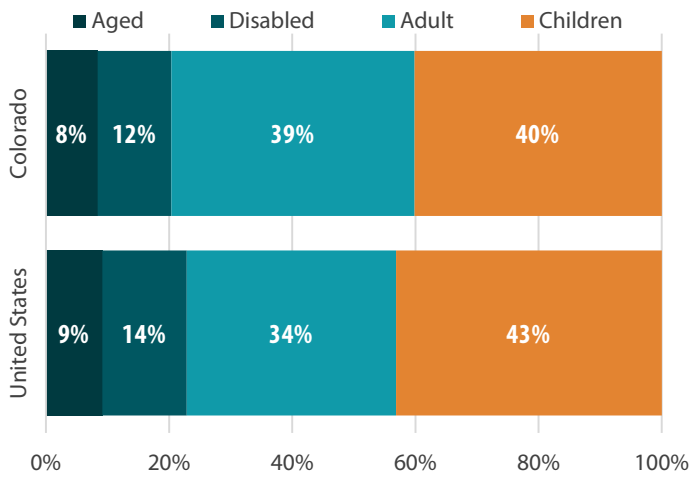
10%

13%

# Colorado

## MEDICAID

### Medicaid Enrollees by Enrollment Group, 2014\*



\* Percentages may not add to 100% due to rounding.

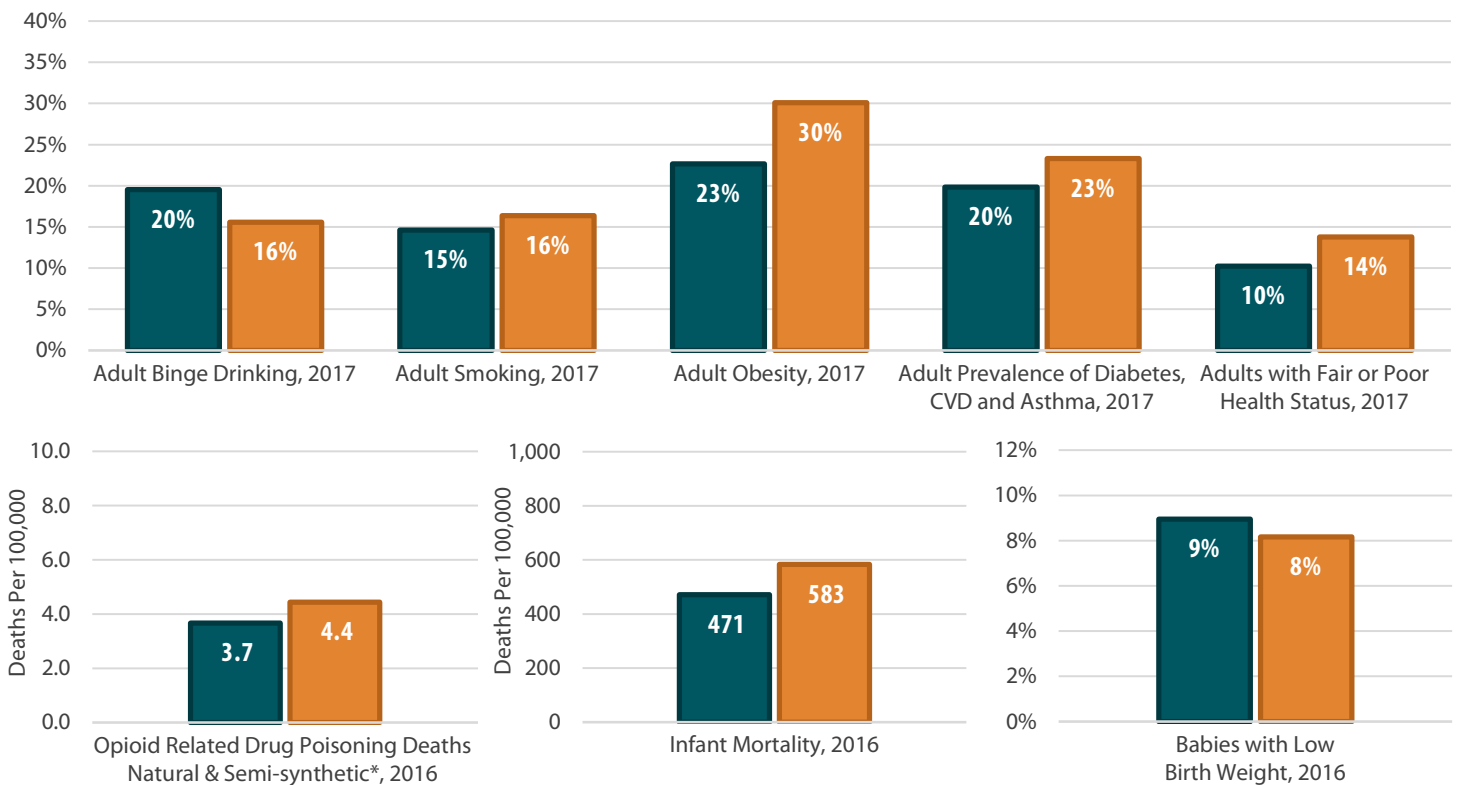
### Medicaid Eligibility and Spending

Indicator	Colorado	United States
Medicaid Expansion Status	Adopted	Adopted: 34 states Not Adopted: 17 states
Current Eligibility Threshold: Parents in a Family of Three	138% FPL	138% FPL (U.S. Median Value)
Current Eligibility Threshold: Childless Adults	138% FPL	138% FPL (U.S. Median Value)
Medicaid Spending per Capita, 2017	\$1,460	\$1,834
Average Annual Medicaid Spending Growth, 2010–2014	10.1%	5.2%

## KEY HEALTH INDICATORS

### Health Behavior and Status Measures

Colorado United States



\* Natural and semi-synthetic opioid type are prescription pain medicines.