

# REFORMING STATES GROUP FALL MEETING • NOVEMBER 2018



## Delaware

### STATE OVERVIEW

Delaware United States

#### Total Population, 2017

961,939

325,719,178

#### Median Age, 2017

40

38

#### Population Living in Rural Areas, 2010

17%

19%

#### 4th Graders at or above Proficient Reading Level, 2017

36%

35%

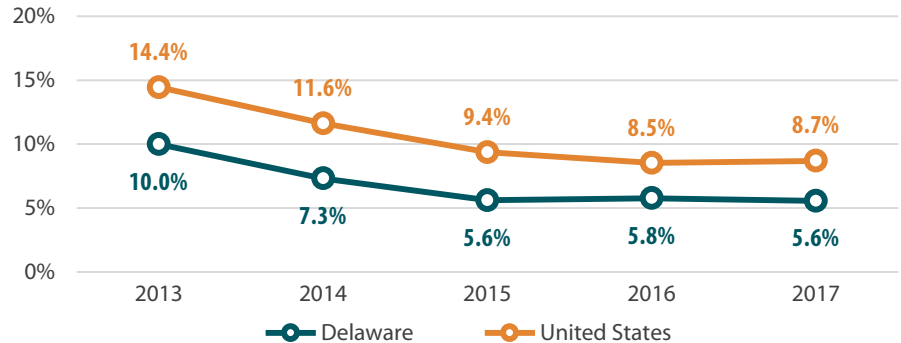
#### High School Graduation Rate, 2016

86%

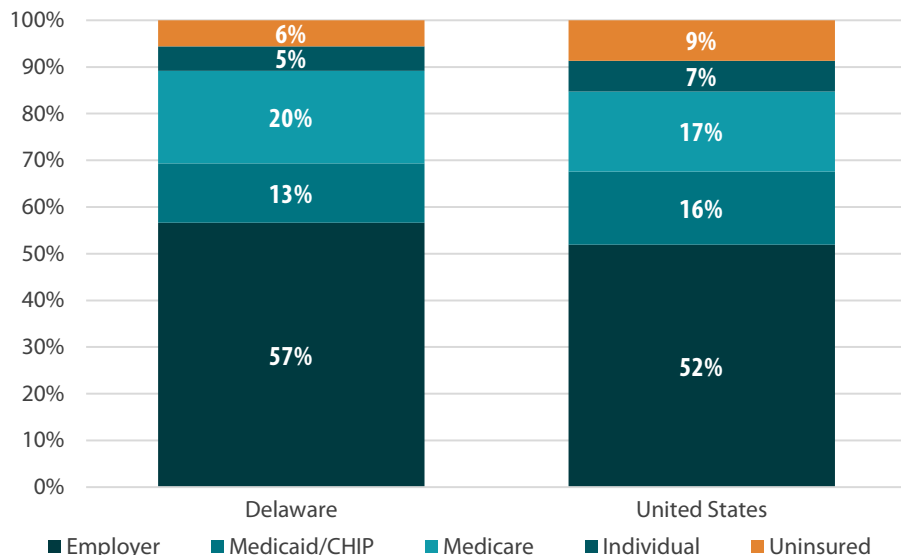
84%

## INSURANCE COVERAGE

### Uninsurance Rate, 2013-2017

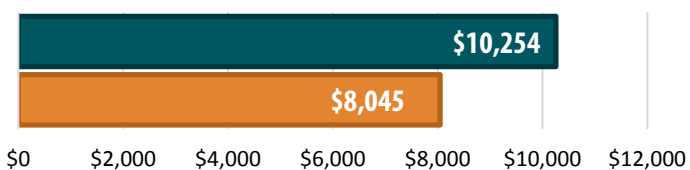


### Primary Source of Coverage, 2017



## STATE HEALTH SPENDING

### Health Care Expenditures per Capita, 2014

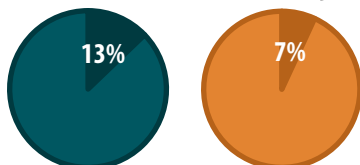


### Public Health Funding per Capita, 2016

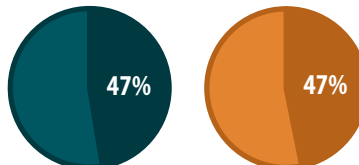


## ECONOMIC INDICATORS

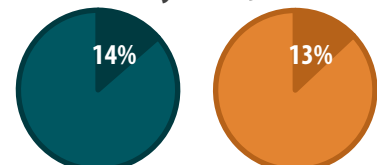
### Households Receiving SNAP Benefits or Cash Assistance, 2017



### Households with Unaffordable Rents, 2017



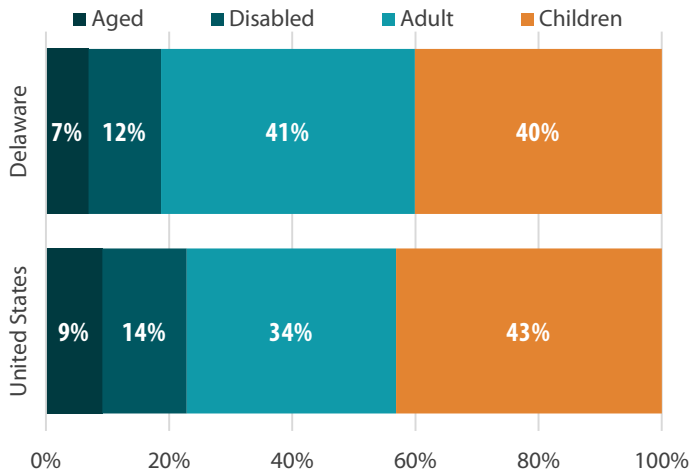
### Population Below Poverty Level, 2017



# Delaware

## MEDICAID

Medicaid Enrollees by Enrollment Group, 2014\*



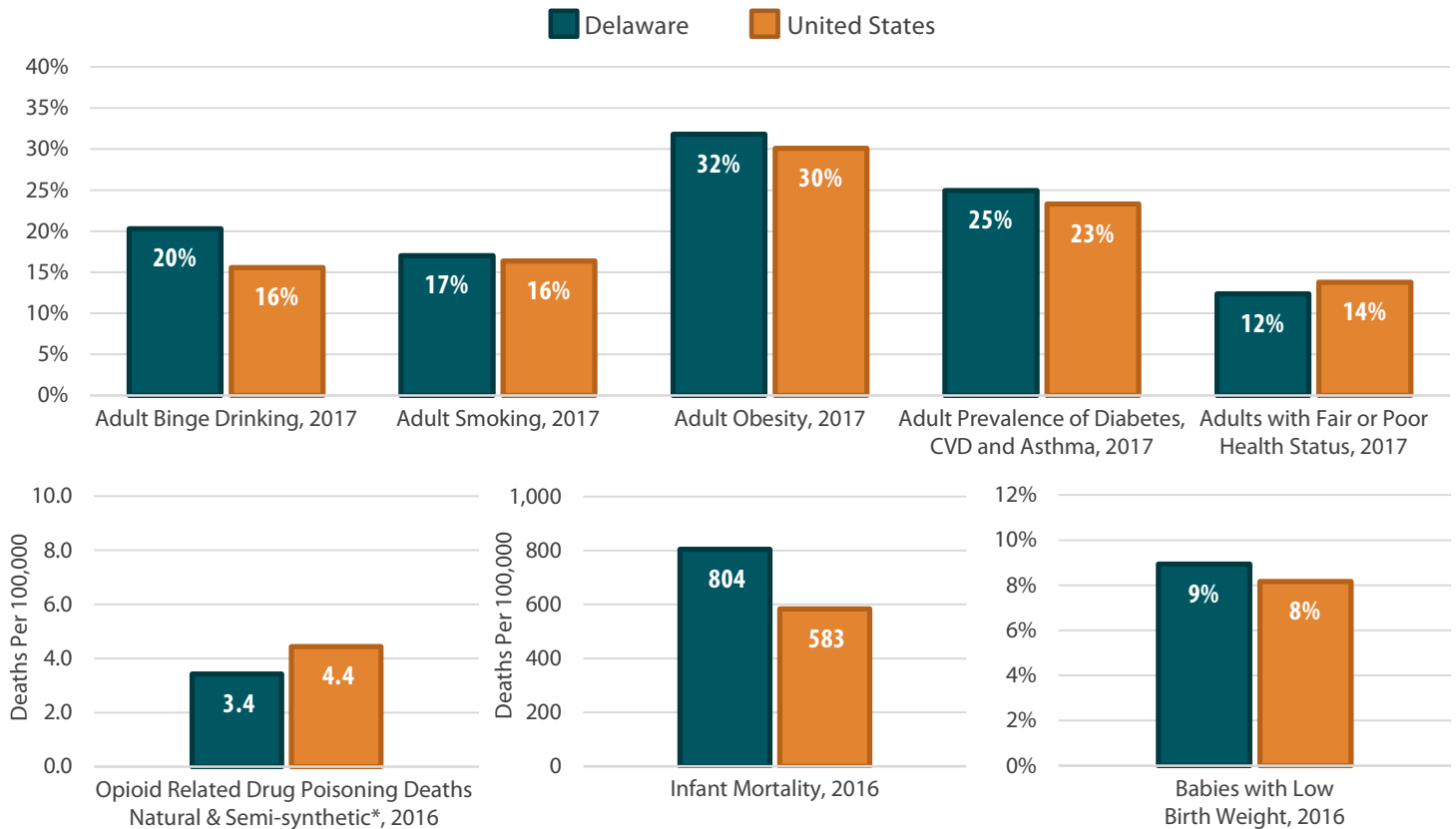
\* Percentages may not add to 100% due to rounding.

Medicaid Eligibility and Spending

Indicator	Delaware	United States
Medicaid Expansion Status	Adopted	Adopted: 34 states Not Adopted: 17 states
Current Eligibility Threshold: Parents in a Family of Three	138% FPL	138% FPL (U.S. Median Value)
Current Eligibility Threshold: Childless Adults	138% FPL	138% FPL (U.S. Median Value)
Medicaid Spending per Capita, 2017	\$2,350	\$1,834
Average Annual Medicaid Spending Growth, 2010-2014	7.6%	5.2%

## KEY HEALTH INDICATORS

Health Behavior and Status Measures



\* Natural and semi-synthetic opioid type are prescription pain medicines.