

REFORMING STATES GROUP FALL MEETING • NOVEMBER 2018



Florida

STATE OVERVIEW

■ Florida ■ United States

Total Population, 2017

20,984,400

325,719,178

Median Age, 2017

42

38

Population Living in Rural Areas, 2010

9%

19%

4th Graders at or above Proficient Reading Level, 2017

41%

35%

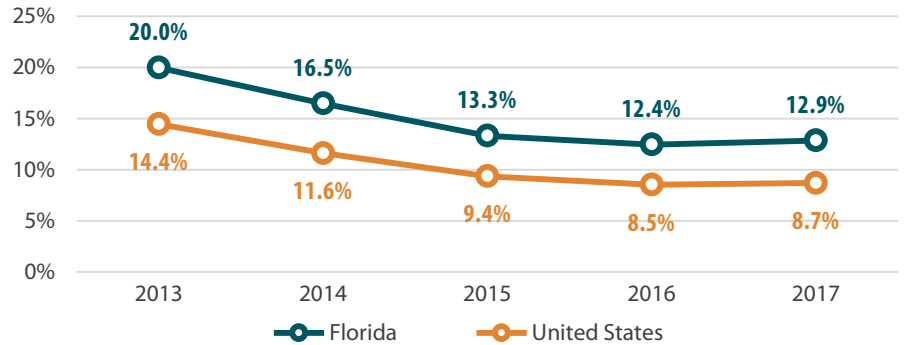
High School Graduation Rate, 2016

81%

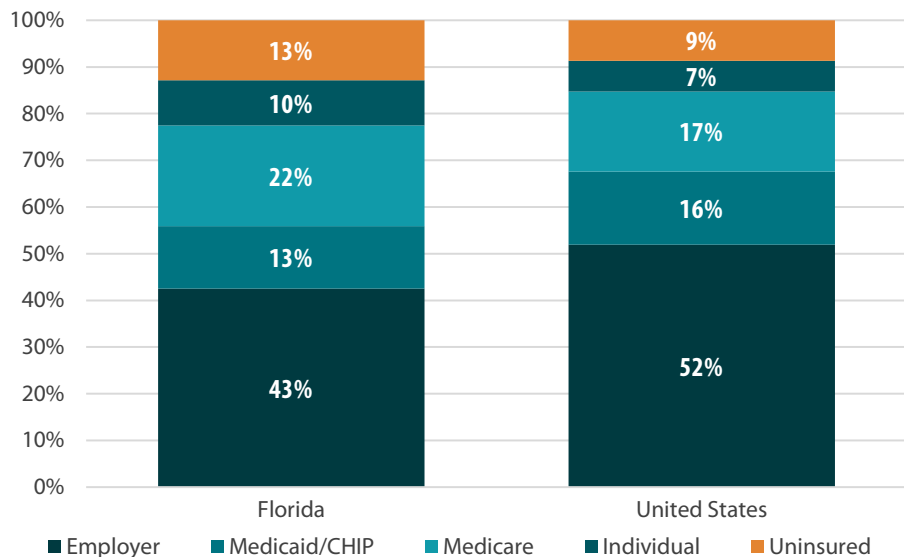
84%

INSURANCE COVERAGE

Uninsurance Rate, 2013-2017

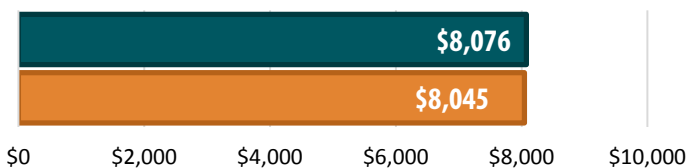


Primary Source of Coverage, 2017

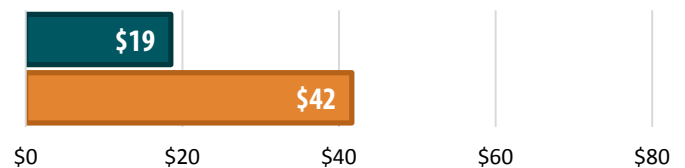


STATE HEALTH SPENDING

Health Care Expenditures per Capita, 2014

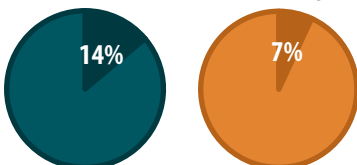


Public Health Funding per Capita, 2016

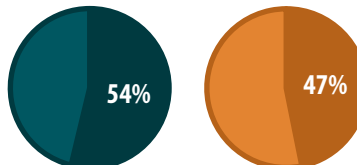


ECONOMIC INDICATORS

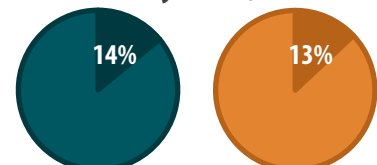
Households Receiving SNAP Benefits or Cash Assistance, 2017



Households with Unaffordable Rents, 2017



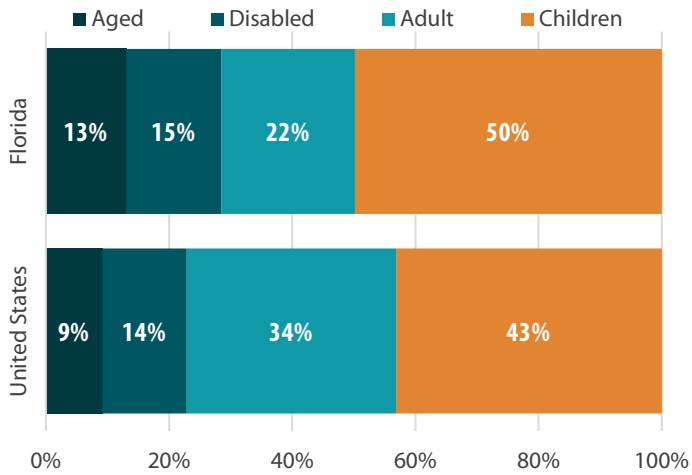
Population Below Poverty Level, 2017



Florida

MEDICAID

Medicaid Enrollees by Enrollment Group, 2014*



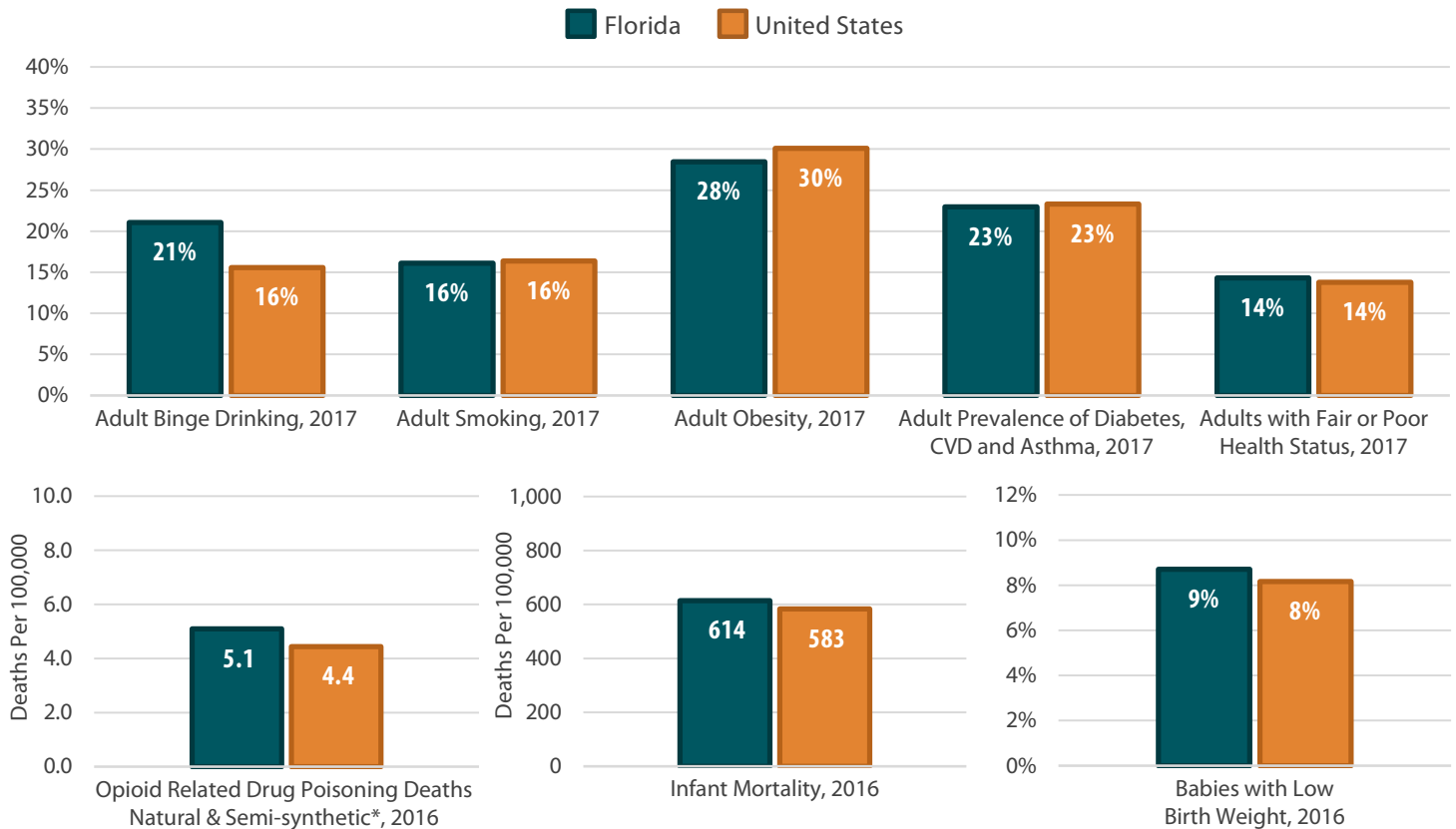
* Percentages may not add to 100% due to rounding.

Medicaid Eligibility and Spending

Indicator	Florida	United States
Medicaid Expansion Status	Not Adopted	Adopted: 34 states Not Adopted: 17 states
Current Eligibility Threshold: Parents in a Family of Three	33% FPL	138% FPL (U.S. Median Value)
Current Eligibility Threshold: Childless Adults	0% FPL	138% FPL (U.S. Median Value)
Medicaid Spending per Capita, 2017	\$1,140	\$1,834
Average Annual Medicaid Spending Growth, 2010-2014	4.1%	5.2%

KEY HEALTH INDICATORS

Health Behavior and Status Measures



* Natural and semi-synthetic opioid type are prescription pain medicines.