

# REFORMING STATES GROUP FALL MEETING • NOVEMBER 2018



## Hawaii

### STATE OVERVIEW

■ Hawaii    ■ United States

#### Total Population, 2017

1,427,538

325,719,178

#### Median Age, 2017

39

38

#### Population Living in Rural Areas, 2010

8%

19%

#### 4th Graders at or above Proficient Reading Level, 2017

32%

35%

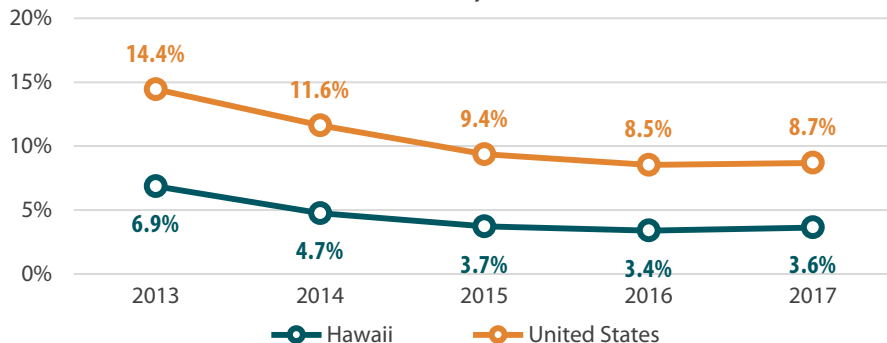
#### High School Graduation Rate, 2016

83%

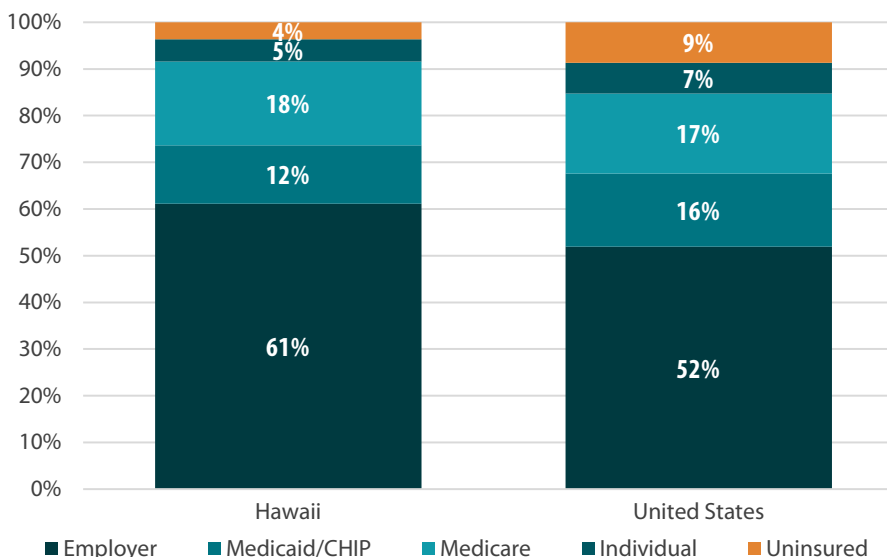
84%

## INSURANCE COVERAGE

### Uninsurance Rate, 2013-2017



### Primary Source of Coverage, 2017



## STATE HEALTH SPENDING

### Health Care Expenditures per Capita, 2014

\$7,299

\$8,045

### Public Health Funding per Capita, 2016

\$182

\$42

\$0    \$2,000    \$4,000    \$6,000    \$8,000    \$10,000    \$0    \$50    \$100    \$150    \$200

## ECONOMIC INDICATORS

### Households Receiving SNAP Benefits or Cash Assistance, 2017

13%

7%

### Households with Unaffordable Rents, 2017

52%

47%

### Population Below Poverty Level, 2017

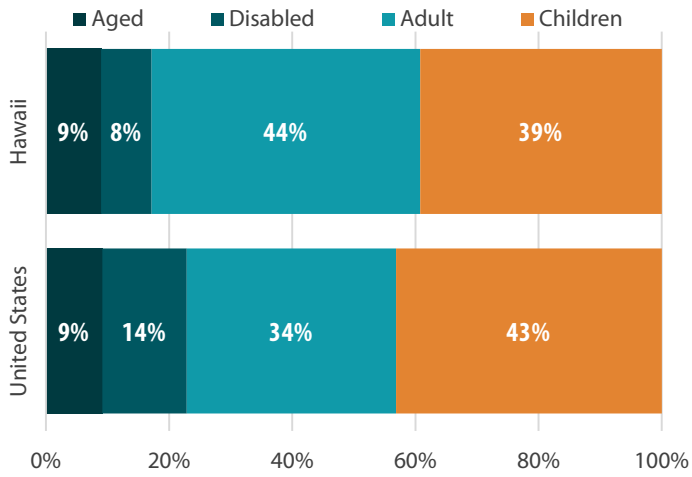
10%

13%

# Hawaii

## MEDICAID

Medicaid Enrollees by Enrollment Group, 2014\*



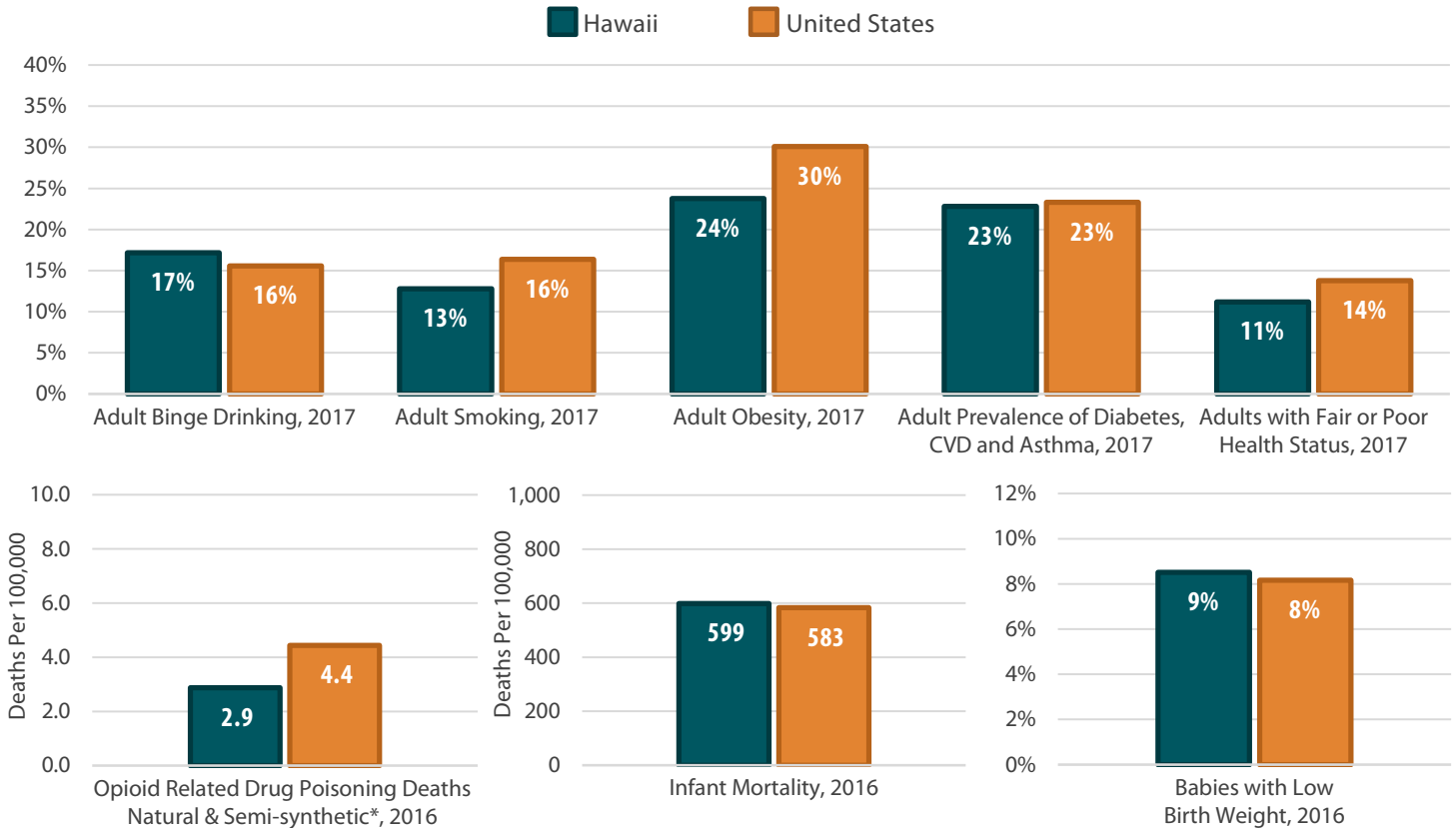
Medicaid Eligibility and Spending

Indicator	Hawaii	United States
Medicaid Expansion Status	Adopted	Adopted: 34 states Not Adopted: 17 states
Current Eligibility Threshold: Parents in a Family of Three	138% FPL	138% FPL (U.S. Median Value)
Current Eligibility Threshold: Childless Adults	138% FPL	138% FPL (U.S. Median Value)
Medicaid Spending per Capita, 2017	\$1,715	\$1,834
Average Annual Medicaid Spending Growth, 2010-2014	8.7%	5.2%

\* Percentages may not add to 100% due to rounding.

## KEY HEALTH INDICATORS

Health Behavior and Status Measures



\* Natural and semi-synthetic opioid type are prescription pain medicines.