

# REFORMING STATES GROUP FALL MEETING • NOVEMBER 2018



## Iowa

### STATE OVERVIEW

Iowa United States

Total Population, 2017

3,145,711

325,719,178

Median Age, 2017

38

38

Population Living in Rural Areas, 2010

36%

19%

4th Graders at or above Proficient Reading Level, 2017

36%

35%

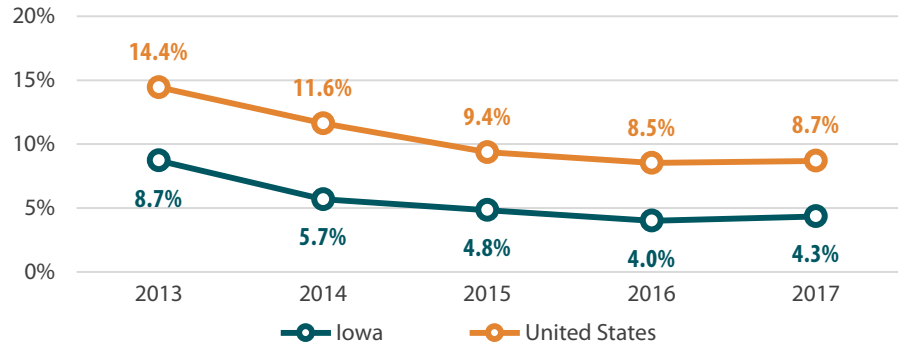
High School Graduation Rate, 2016

91%

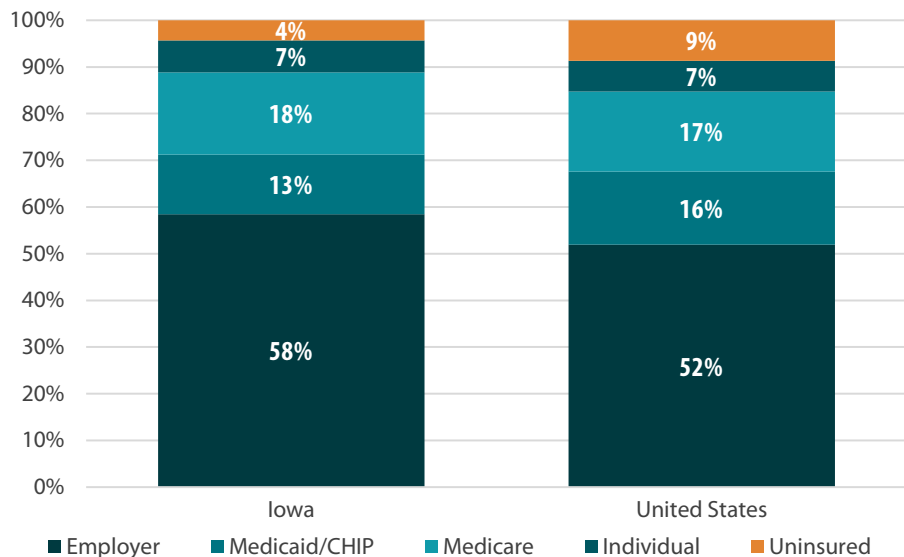
84%

### INSURANCE COVERAGE

Uninsurance Rate, 2013-2017

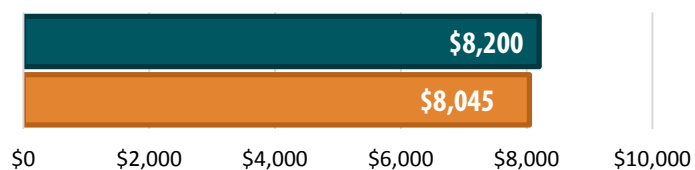


Primary Source of Coverage, 2017

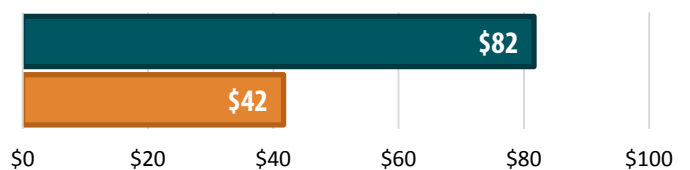


### STATE HEALTH SPENDING

Health Care Expenditures per Capita, 2014

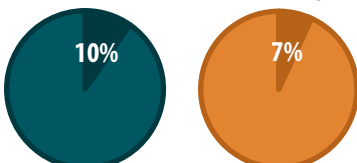


Public Health Funding per Capita, 2016

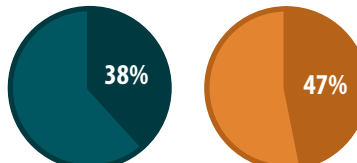


### ECONOMIC INDICATORS

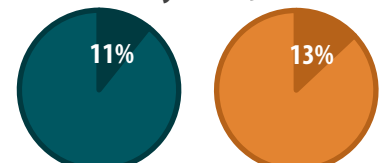
Households Receiving SNAP Benefits or Cash Assistance, 2017



Households with Unaffordable Rents, 2017



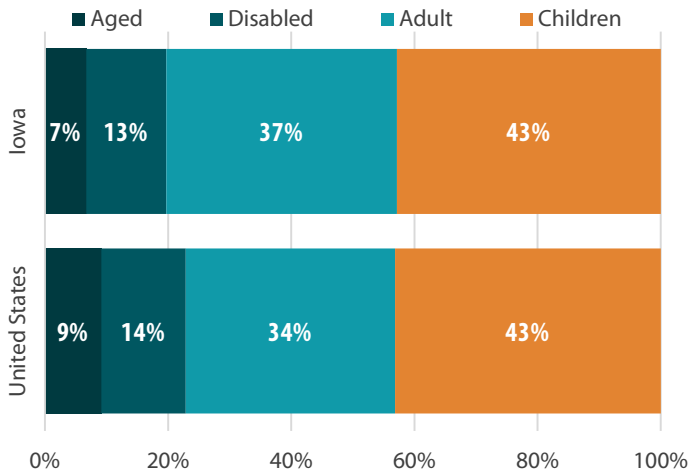
Population Below Poverty Level, 2017



# Iowa

## MEDICAID

Medicaid Enrollees by Enrollment Group, 2014\*



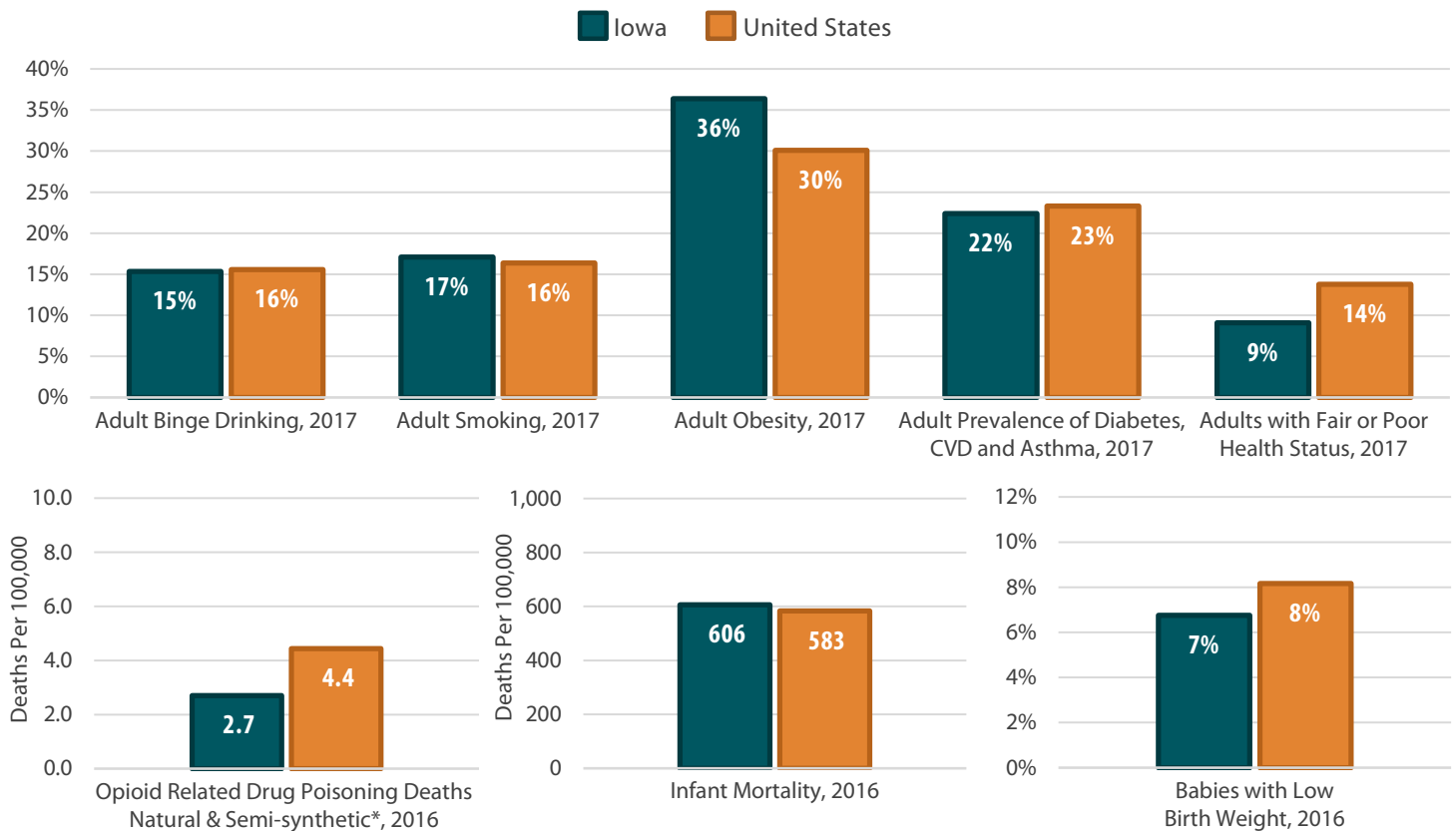
\* Percentages may not add to 100% due to rounding.

Medicaid Eligibility and Spending

Indicator	Iowa	United States
Medicaid Expansion Status	Adopted	Adopted: 34 states Not Adopted: 17 states
Current Eligibility Threshold: Parents in a Family of Three	138% FPL	138% FPL (U.S. Median Value)
Current Eligibility Threshold: Childless Adults	138% FPL	138% FPL (U.S. Median Value)
Medicaid Spending per Capita, 2017	\$1,348	\$1,834
Average Annual Medicaid Spending Growth, 2010-2014	6.7%	5.2%

## KEY HEALTH INDICATORS

Health Behavior and Status Measures



\* Natural and semi-synthetic opioid type are prescription pain medicines.