

REFORMING STATES GROUP

FALL MEETING • NOVEMBER 2018



Louisiana

STATE OVERVIEW

■ Louisiana ■ United States

Total Population, 2017

4,684,333

325,719,178

Median Age, 2017

37

38

Population Living in Rural Areas, 2010

27%

19%

4th Graders at or above Proficient Reading Level, 2017

26%

35%

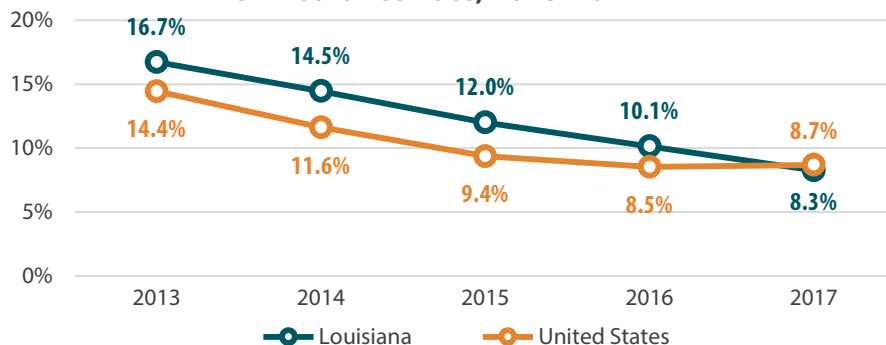
High School Graduation Rate, 2016

79%

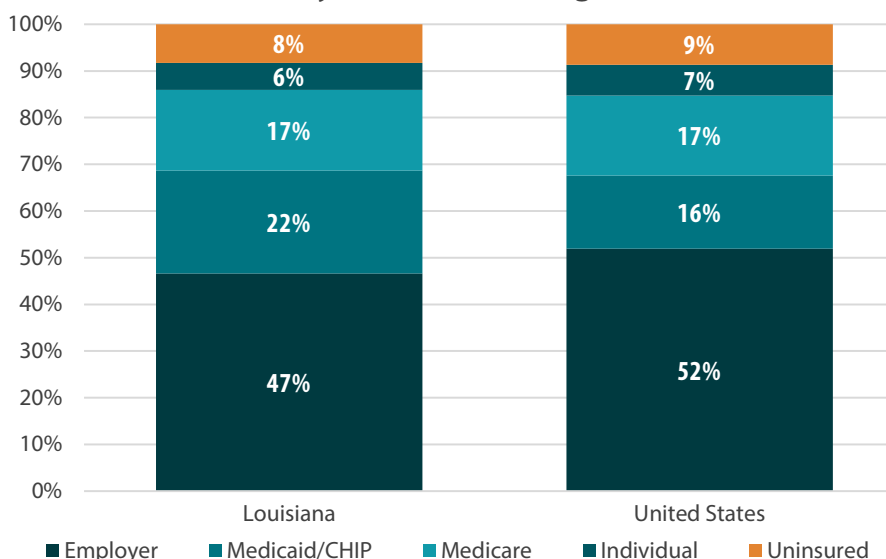
84%

INSURANCE COVERAGE

Uninsurance Rate, 2013-2017



Primary Source of Coverage, 2017



STATE HEALTH SPENDING

Health Care Expenditures per Capita, 2014

\$7,815

\$8,045

Public Health Funding per Capita, 2016

\$20

\$42

ECONOMIC INDICATORS

Households Receiving SNAP Benefits or Cash Assistance, 2017

15%

7%

Households with Unaffordable Rents, 2017

49%

47%

Population Below Poverty Level, 2017

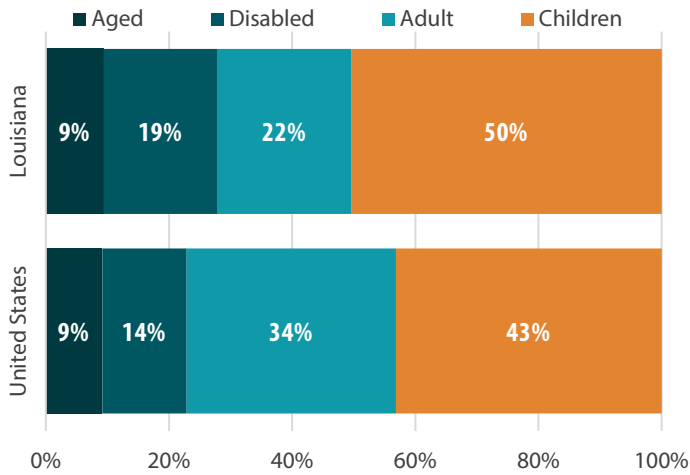
20%

13%

Louisiana

MEDICAID

Medicaid Enrollees by Enrollment Group, 2014*



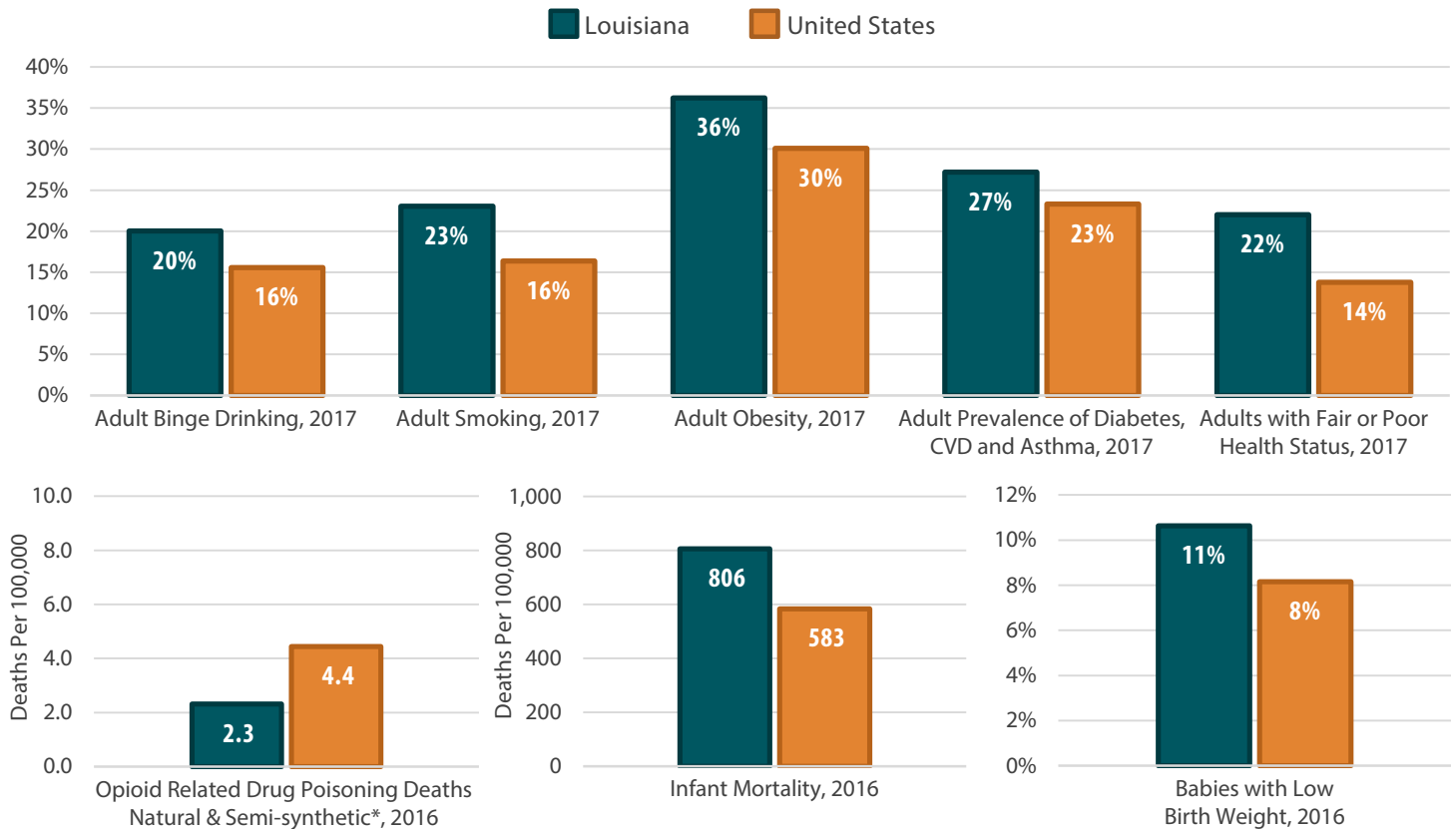
* Percentages may not add to 100% due to rounding.

Medicaid Eligibility and Spending

Indicator	Louisiana	United States
Medicaid Expansion Status	Adopted	Adopted: 34 states Not Adopted: 17 states
Current Eligibility Threshold: Parents in a Family of Three	138% FPL	138% FPL (U.S. Median Value)
Current Eligibility Threshold: Childless Adults	138% FPL	138% FPL (U.S. Median Value)
Medicaid Spending per Capita, 2017	\$2,403	\$1,834
Average Annual Medicaid Spending Growth, 2010–2014	1.4%	5.2%

KEY HEALTH INDICATORS

Health Behavior and Status Measures



* Natural and semi-synthetic opioid type are prescription pain medicines.