

# REFORMING STATES GROUP FALL MEETING • NOVEMBER 2018



## Michigan

### STATE OVERVIEW

Michigan United States

#### Total Population, 2017

9,962,311

325,719,178

#### Median Age, 2017

40

38

#### Population Living in Rural Areas, 2010

25%

19%

#### 4th Graders at or above Proficient Reading Level, 2017

32%

35%

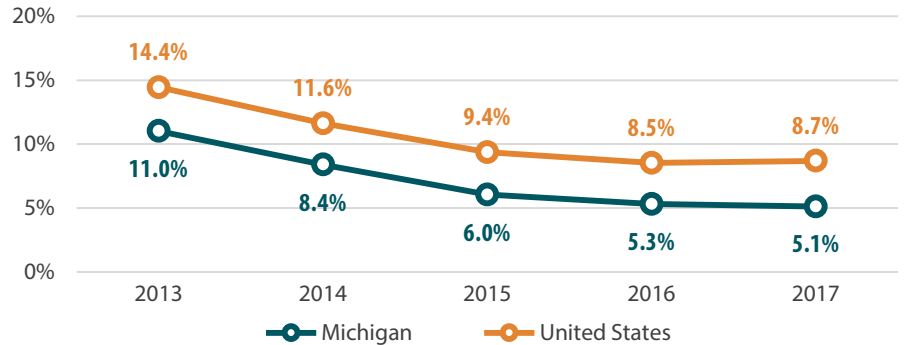
#### High School Graduation Rate, 2016

80%

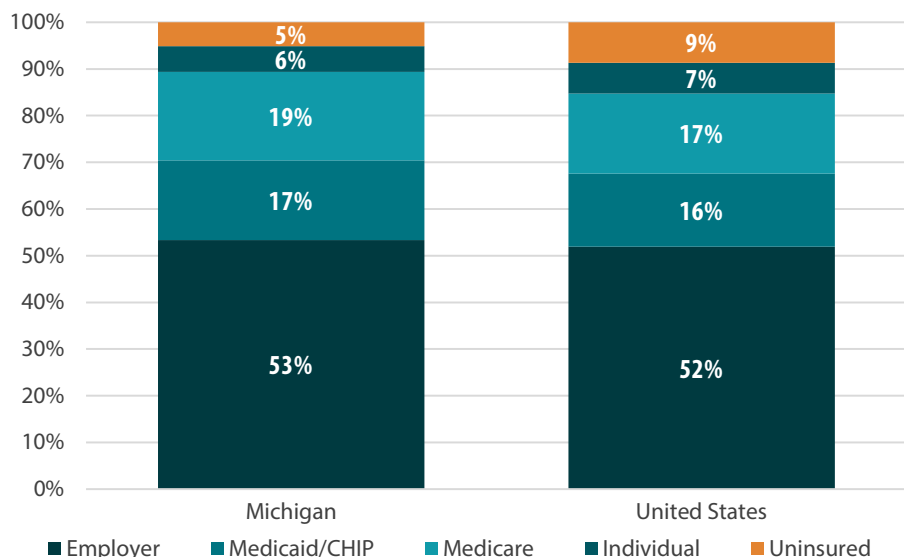
84%

## INSURANCE COVERAGE

### Uninsurance Rate, 2013-2017

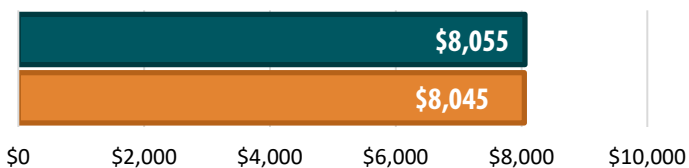


### Primary Source of Coverage, 2017




## STATE HEALTH SPENDING

### Health Care Expenditures per Capita, 2014

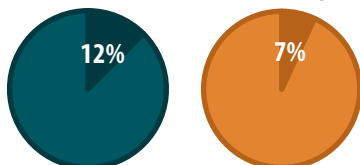


### Public Health Funding per Capita, 2016

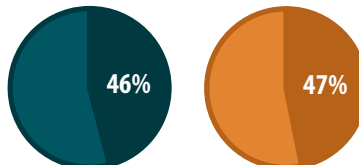


## ECONOMIC INDICATORS

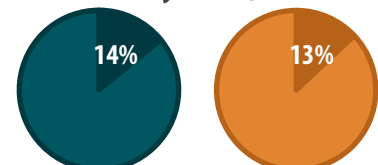
### Households Receiving SNAP Benefits or Cash Assistance, 2017



### Households with Unaffordable Rents, 2017



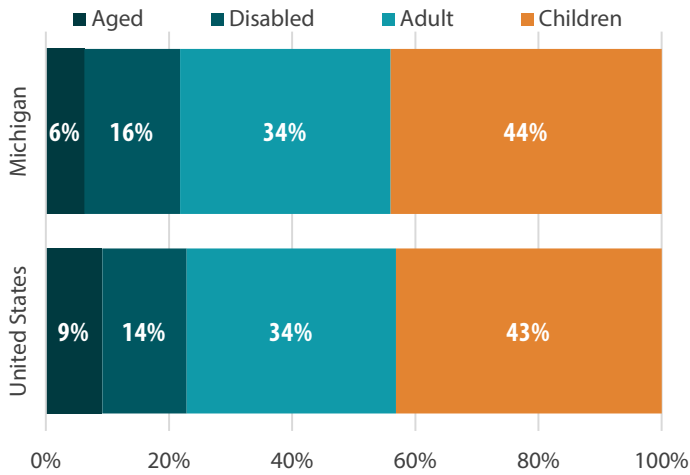
### Population Below Poverty Level, 2017



# Michigan

## MEDICAID

Medicaid Enrollees by Enrollment Group, 2014\*



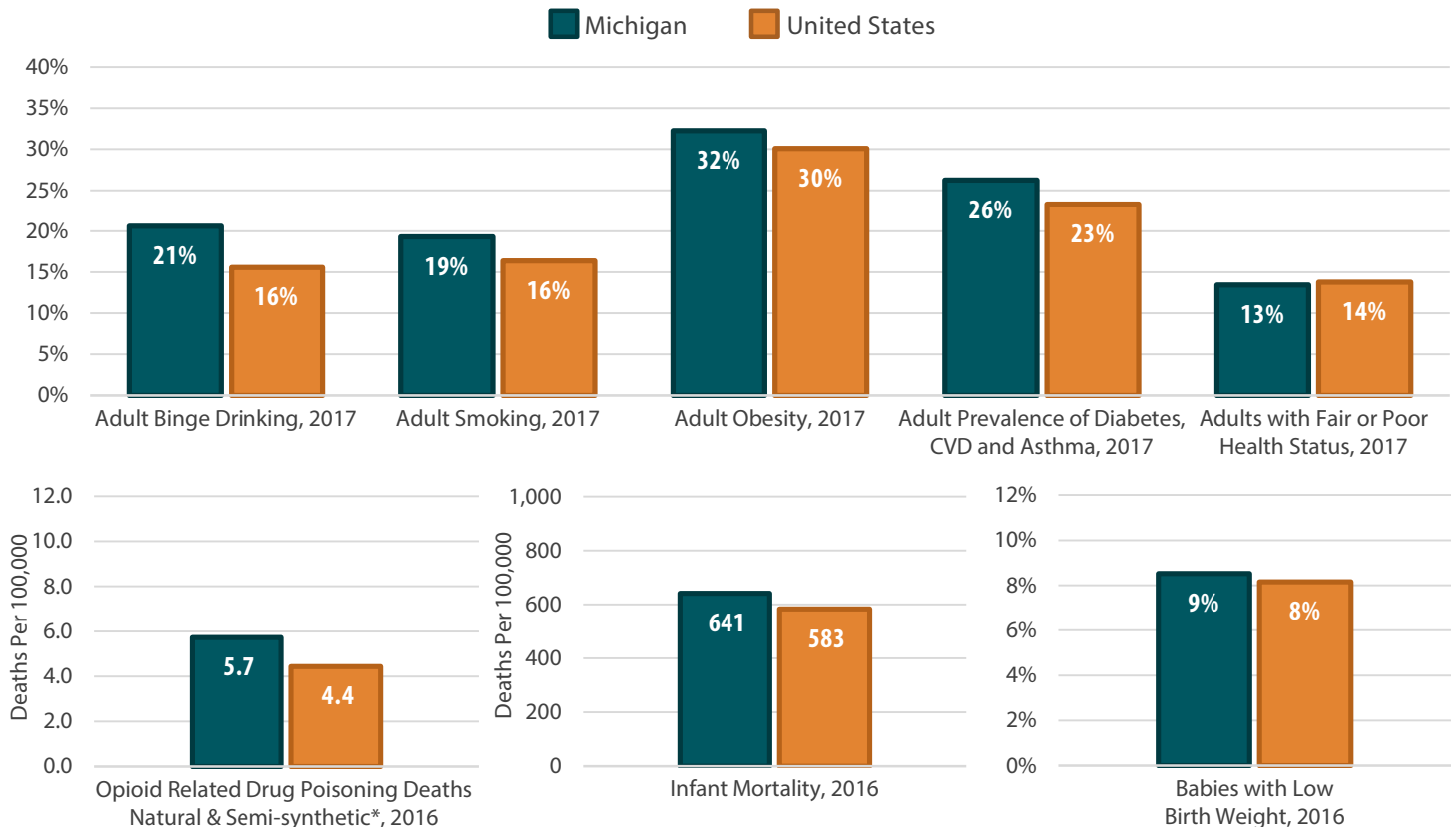
\* Percentages may not add to 100% due to rounding.

Medicaid Eligibility and Spending

Indicator	Michigan	United States
Medicaid Expansion Status	Adopted	Adopted: 34 states Not Adopted: 17 states
Current Eligibility Threshold: Parents in a Family of Three	138% FPL	138% FPL (U.S. Median Value)
Current Eligibility Threshold: Childless Adults	138% FPL	138% FPL (U.S. Median Value)
Medicaid Spending per Capita, 2017	\$1,743	\$1,834
Average Annual Medicaid Spending Growth, 2010-2014	3.9%	5.2%

## KEY HEALTH INDICATORS

Health Behavior and Status Measures



\* Natural and semi-synthetic opioid type are prescription pain medicines.