

# REFORMING STATES GROUP FALL MEETING • NOVEMBER 2018



## Nebraska

### STATE OVERVIEW

■ Nebraska ■ United States

#### Total Population, 2017

1,920,076

325,719,178

#### Median Age, 2017

37

38

#### Population Living in Rural Areas, 2010

27%

19%

#### 4th Graders at or above Proficient Reading Level, 2017

38%

35%

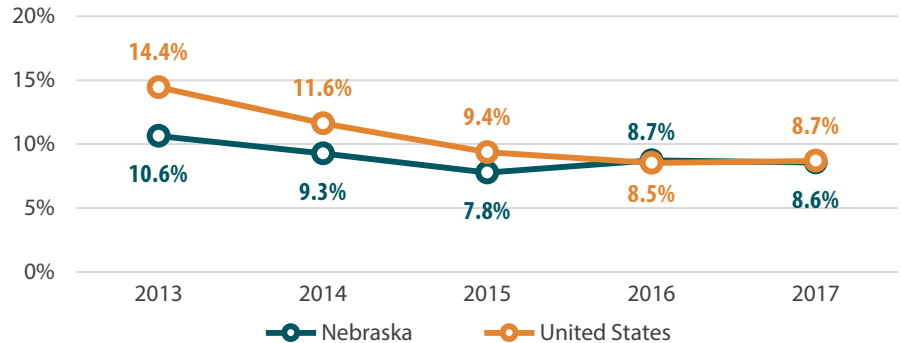
#### High School Graduation Rate, 2016

89%

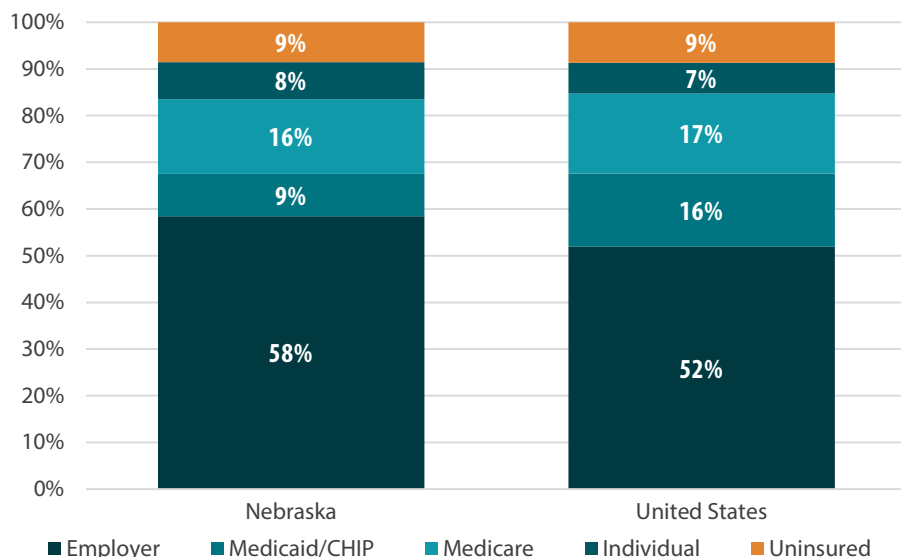
84%

### INSURANCE COVERAGE

#### Uninsurance Rate, 2013-2017

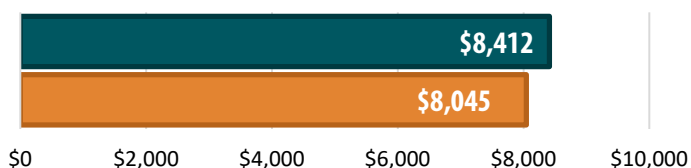


#### Primary Source of Coverage, 2017



### STATE HEALTH SPENDING

#### Health Care Expenditures per Capita, 2014

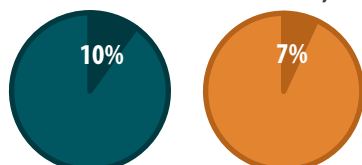


#### Public Health Funding per Capita, 2016

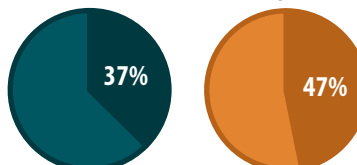


### ECONOMIC INDICATORS

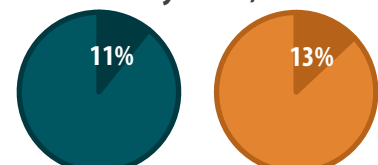
#### Households Receiving SNAP Benefits or Cash Assistance, 2017



#### Households with Unaffordable Rents, 2017



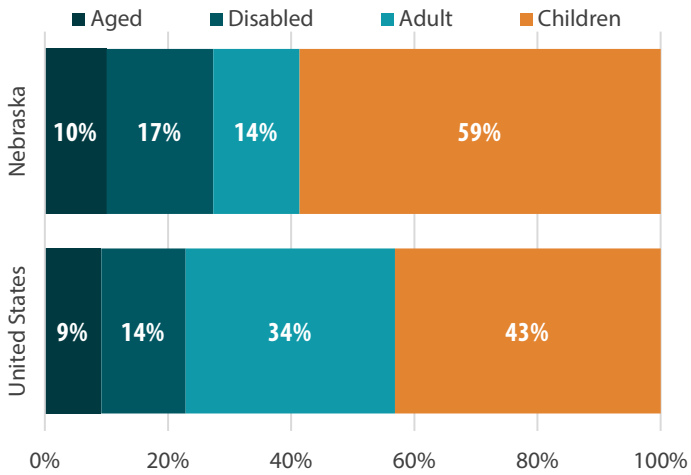
#### Population Below Poverty Level, 2017



# Nebraska

## MEDICAID

Medicaid Enrollees by Enrollment Group, 2014\*



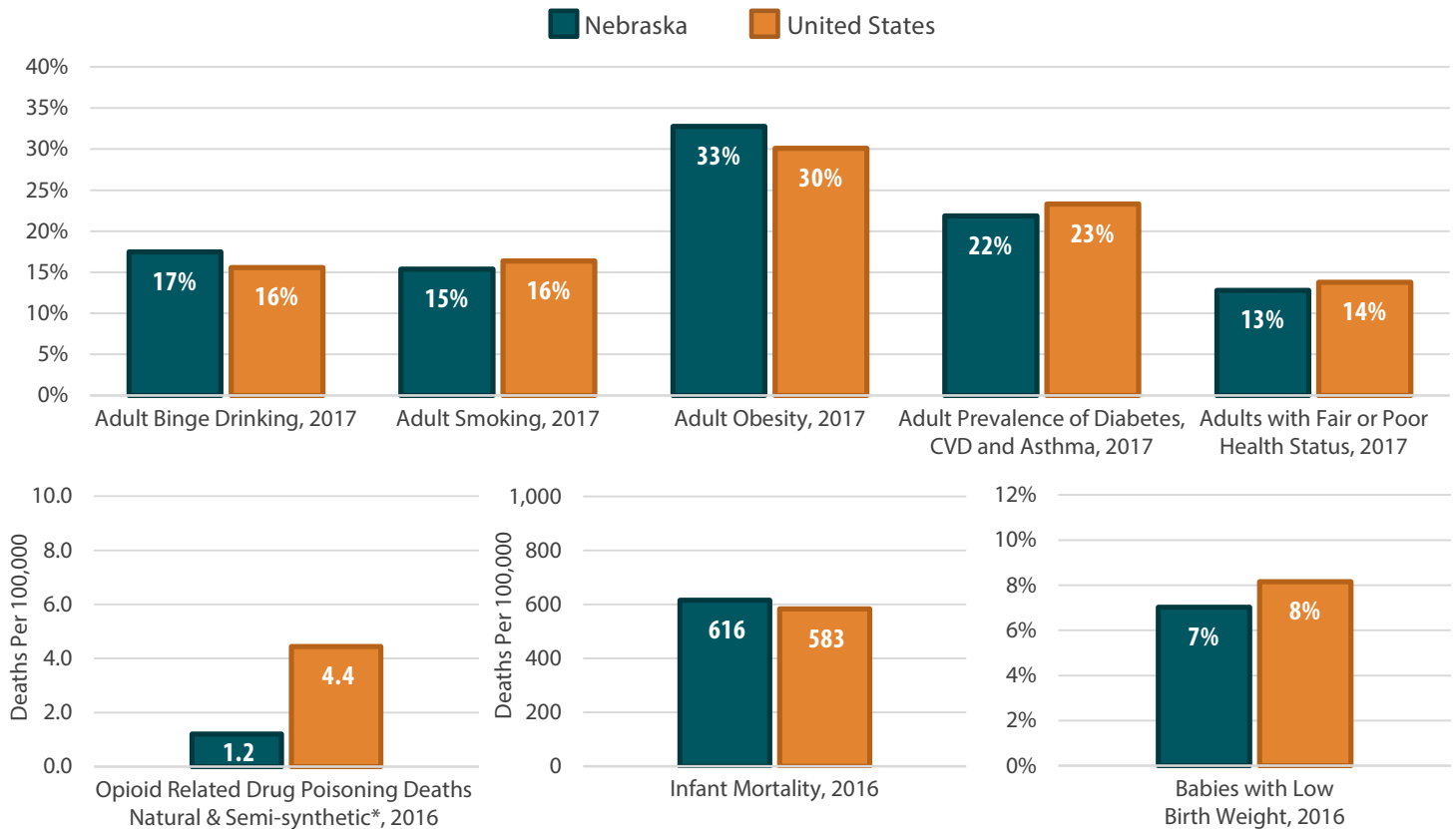
\* Percentages may not add to 100% due to rounding.

Medicaid Eligibility and Spending

Indicator	Nebraska	United States
Medicaid Expansion Status	Not Adopted	Adopted: 34 states Not Adopted: 17 states
Current Eligibility Threshold: Parents in a Family of Three	63% FPL	138% FPL (U.S. Median Value)
Current Eligibility Threshold: Childless Adults	0% FPL	138% FPL (U.S. Median Value)
Medicaid Spending per Capita, 2017	\$1,127	\$1,834
Average Annual Medicaid Spending Growth, 2010-2014	1.2%	5.2%

## KEY HEALTH INDICATORS

Health Behavior and Status Measures



\* Natural and semi-synthetic opioid type are prescription pain medicines.