

REFORMING STATES GROUP FALL MEETING • NOVEMBER 2018



New York

STATE OVERVIEW

■ New York ■ United States

Total Population, 2017

19,849,399

325,719,178

Median Age, 2017

39

38

Population Living in Rural Areas, 2010

12%

19%

4th Graders at or above Proficient Reading Level, 2017

36%

35%

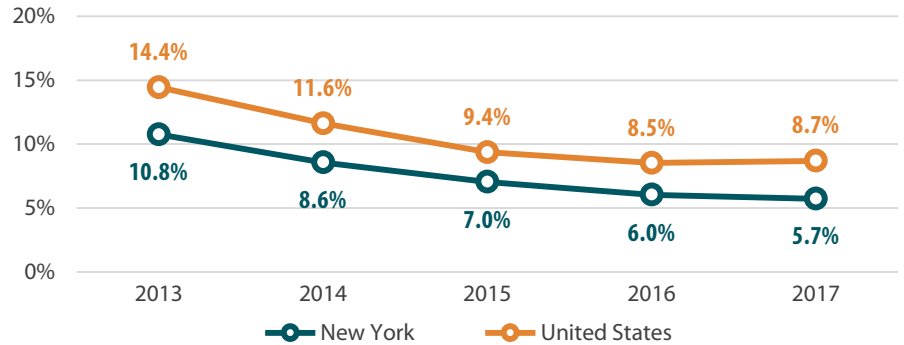
High School Graduation Rate, 2016

80%

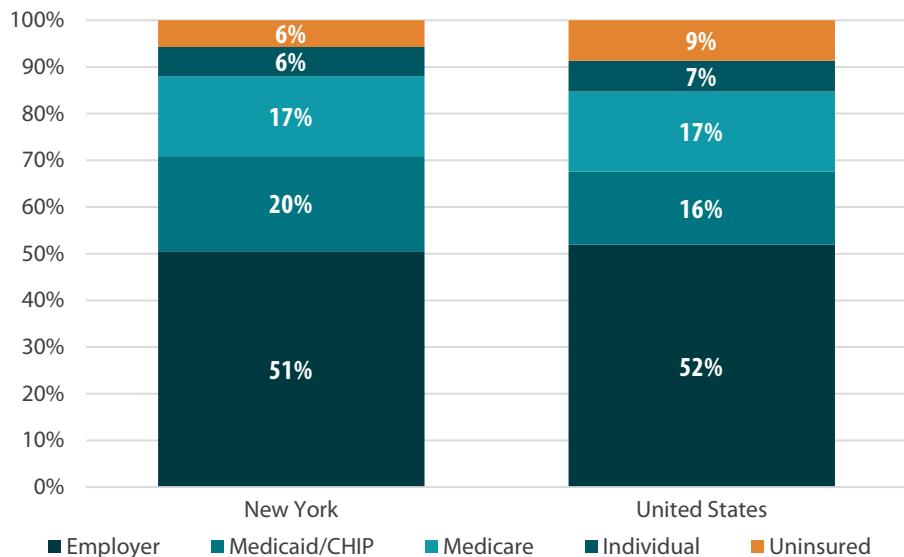
84%

INSURANCE COVERAGE

Uninsurance Rate, 2013-2017

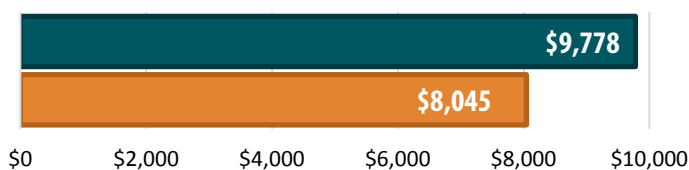


Primary Source of Coverage, 2017

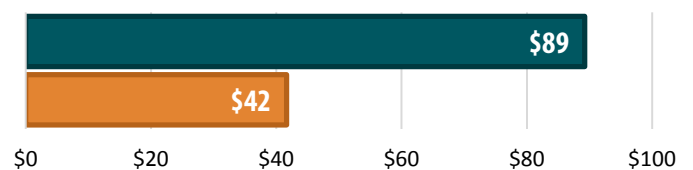


STATE HEALTH SPENDING

Health Care Expenditures per Capita, 2014

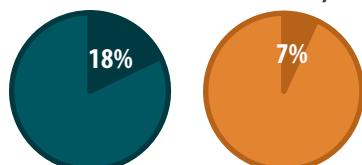


Public Health Funding per Capita, 2016

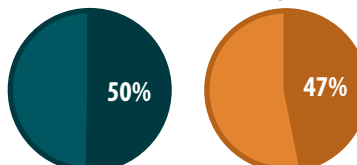


ECONOMIC INDICATORS

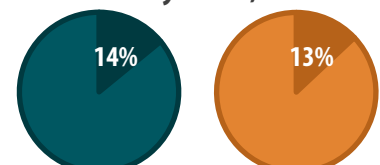
Households Receiving SNAP Benefits or Cash Assistance, 2017



Households with Unaffordable Rents, 2017



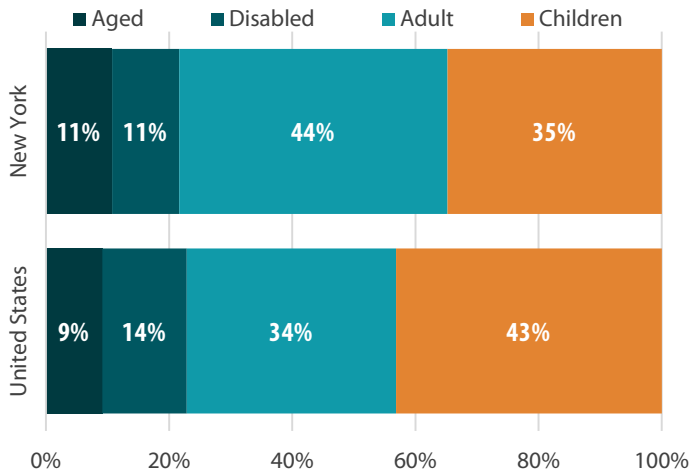
Population Below Poverty Level, 2017



New York

MEDICAID

Medicaid Enrollees by Enrollment Group, 2014*



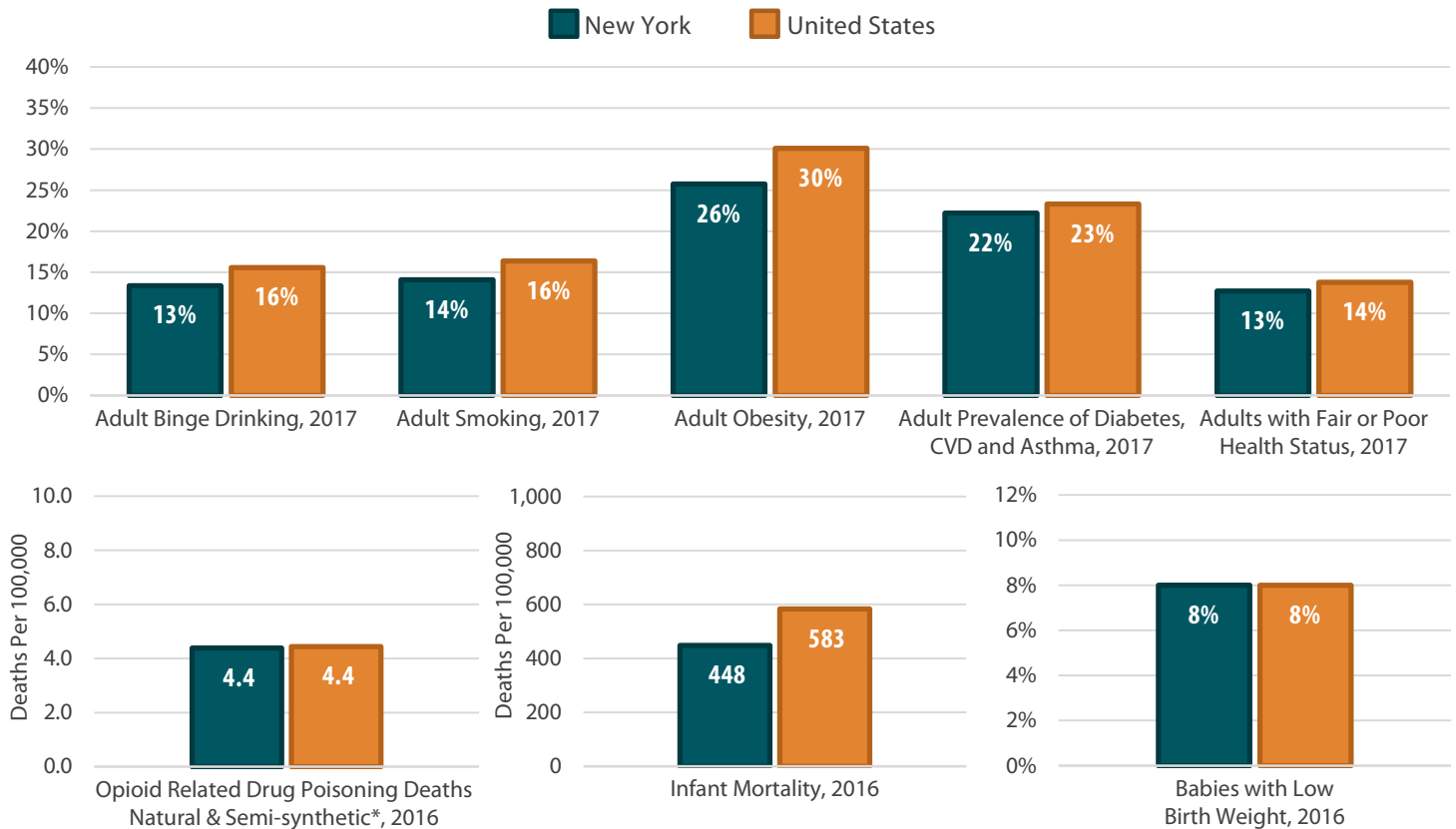
Medicaid Eligibility and Spending

Indicator	New York	United States
Medicaid Expansion Status	Adopted	Adopted: 34 states Not Adopted: 17 states
Current Eligibility Threshold: Parents in a Family of Three	138% FPL	138% FPL (U.S. Median Value)
Current Eligibility Threshold: Childless Adults	138% FPL	138% FPL (U.S. Median Value)
Medicaid Spending per Capita, 2017	\$3,958	\$1,834
Average Annual Medicaid Spending Growth, 2010-2014	1.0%	5.2%

* Percentages may not add to 100% due to rounding.

KEY HEALTH INDICATORS

Health Behavior and Status Measures



* Natural and semi-synthetic opioid type are prescription pain medicines.